

 **BOEING**
COMPONENT
MAINTENANCE MANUAL

TO: ALL HOLDERS OF CARGO AND SAFETY NET ASSY COMPONENT MAINTENANCE MANUAL
25-50-11

REVISION NO. 14 DATED MAR 01/04

HIGHLIGHTS

Pages which have been added or revised are outlined below together with the highlights of the revision. Remove and insert the affected pages as listed and enter Revision No. and date on the Record of Revision Sheet.

CHAPTER/SECTION

AND PAGE NO.

DESCRIPTION OF CHANGE

ALL PAGES

Changed header to agree with the names of the units.

TITLE PAGE

Added net assembly 452T3217-27 per MC2555MP6030K.

1

TR & SB RECORD

1

REPAIR 4-1

601

1002-1022,1025-1033,

1039-1043,1047-1048,

1051,1055-1056,

1059-1060,1063-1064,

1067,1069-1071,

1073-1074,1077-1078,

1080A-1080C,1080E-1080F,

1080I-1080J,1080M-1080N,

1080Q-1080T,1080W,1081,

1082C-1082D,1082I,1082M,

1082Q-1082R,1082U,1082W,

1083-1084A,1084E-1084I,

1084M-1084O,1084S-1084T

TITLE PAGE

Added net assemblies 452T3211-87, 452T3214-90,
452T3217-32.

1

DESCRIPTION & OPERATION

1-2

REPAIR-GEN

603

25-50-11

HIGHLIGHTS

01.1

Page 1

Mar 01/04

 **BOEING**
COMPONENT
MAINTENANCE MANUAL

CHAPTER/SECTION
AND PAGE NO.

DESCRIPTION OF CHANGE

REPAIR 1-1

HIGHLIGHT CONTINUED FROM PREVIOUS PAGE

601

REPAIR 3-1

601

REPAIR 4-1

601

1002-1022,1025-1033,

1039-1043,1047-1048,

1051,1055-1056,

1059-1060,1063-1064,

1067,1069-1071,

1073-1074,1077-1078,

1080A-1080C,1080E-1080F,

1080H-1080J,1080M-1080N,

1080Q-1080T,1080W,1081,

1082C-1082D,1082I,1082M,

1082Q-1082R,1082U,1082W,

1083-1084A,1084E-1084F,

1084I,1084K-1084O,

1084Q-1084T

CONTENTS

Added clarifications and updated callouts.

1

DESCRIPTION & OPERATION

1-2

REPAIR-GEN

601-602

REPAIR 4-1

601

REPAIR 6-1

601

1002-1022,1025-1033,

1039-1043,1047-1048,

1051,1055-1056,

1059-1060,1063-1065,

1067,1069-1071,

1073-1074,1077-1078,

25-50-11

HIGHLIGHTS

01.1

Page 2

Mar 01/04

 **BOEING**
COMPONENT
MAINTENANCE MANUAL

CHAPTER/SECTION

AND PAGE NO.

DESCRIPTION OF CHANGE

1080A-1080C,1080E-1080F, HIGHLIGHT CONTINUED FROM PREVIOUS PAGE
1080I-1080J,1080M-1080N,
1080Q-1080T,1080W,1081,
1082C-1082D,1082I,1082M,
1082Q-1082R,1082U,1082W,
1083-1084A,1084E-1084F,
1084I,1084M-1084O,
1084S-1084T

1002-1022,1025-1033, Added net assemblies 452T3212-19, -20, which were
1039-1043,1047-1048, missing from the parts list.
1051,1055-1056,
1059-1060,1063-1064,
1067,1069-1071,
1073-1074,1077-1078,
1080A-1080C,1080E-1080F,
1080I-1080J,1080M-1080N,
1080Q-1080T,1080W,1081,
1082C-1082D,1082I,1082M,
1082Q-1082R,1082U,1082W,
1083-1084A,1084E-1084F,
1084I,1084M-1084O,
1084S-1084T

25-50-11

HIGHLIGHTS

01.1

Page 3

Mar 01/04

CARGO AND SAFETY NET ASSEMBLY

PART NUMBERS 452T3211-42,-47,-48,-51,-58,-59,
-87,-100,-150
452T3212-1,-13,-16,-19,-20,-22
452T3213-1,-12,-18
452T3214-48,-54,-61,-63,-90,
-100,-150
452T3217-1,-15,-21,-26,-27,-32
452T3303-1
452T3502-1
452T3505-1 THRU -4,-48,-49,-58
457T7110-1,-8
65-33298-2

COMPONENT MAINTENANCE MANUAL
WITH
ILLUSTRATED PARTS LIST

25-50-11

TITLE PAGE

Page 1

Mar 01/04

01.1

REVISION RECORD

- Retain this record in front of manual. On receipt of revision, insert revised pages in the manual, and enter revision number, date inserted and initial.

REVISION NUMBER	REVISION DATE	DATE FILED	BY	REVISION NUMBER	REVISION DATE	DATE FILED	BY

TEMPORARY REVISION AND SERVICE BULLETIN RECORD

BOEING SERVICE BULLETIN	BOEING TEMPORARY REVISION	OTHER DIRECTIVE	DATE OF INCORPORATION INTO MANUAL
767-21-0038R3		PRR B10172 PRR B11235 MC 2555MP6030K	APR 10/82 APR 01/92 MAR 01/04

25-50-11

TR & SB RECORD

01.1

Page 1

Mar 01/04

PAGE	DATE	CODE	PAGE	DATE	CODE
25-50-11			REPAIR 1-1		CONT.
TITLE PAGE			*606	MAR 01/04	01.1
*1	MAR 01/04	01.1	*607	MAR 01/04	01.1
2	BLANK		*608	MAR 01/04	01.1
REVISION RECORD			REPAIR 2-1		
*1	MAR 01/04	01.1	*601	MAR 01/04	01.1
2	BLANK		*602	MAR 01/04	01.1
TR & SB RECORD			*603	MAR 01/04	01.1
*1	MAR 01/04	01.1	*604	MAR 01/04	01.1
2	BLANK		*605	MAR 01/04	01.1
LIST OF EFFECTIVE PAGES			*606	MAR 01/04	01.1
*1	MAR 01/04	01	*607	MAR 01/04	01.1
THRU LAST PAGE			608	BLANK	
CONTENTS			REPAIR 3-1		
*1	MAR 01/04	01.1	*601	MAR 01/04	01.1
2	BLANK		*602	MAR 01/04	01.1
INTRODUCTION			*603	MAR 01/04	01.1
*1	MAR 01/04	01.1	*604	MAR 01/04	01.1
2	BLANK		*605	MAR 01/04	01.1
DESCRIPTION & OPERATION			*606	MAR 01/04	01.1
*1	MAR 01/04	01.1	*606	MAR 01/04	01.1
*2	MAR 01/04	01.1	606	BLANK	
REPAIR-GENERAL			REPAIR 4-1		
*601	MAR 01/04	01.1	*601	MAR 01/04	01.1
*602	MAR 01/04	01.1	*602	MAR 01/04	01.1
*603	MAR 01/04	01.1	*603	MAR 01/04	01.1
604	BLANK		*604	MAR 01/04	01.1
REPAIR 1-1			*605	MAR 01/04	01.1
*601	MAR 01/04	01.1	*606	MAR 01/04	01.1
*602	MAR 01/04	01.1	606	BLANK	
*603	MAR 01/04	01.1	REPAIR 5-1		
*604	MAR 01/04	01.1	*601	MAR 01/04	01.1
*605	MAR 01/04	01.1	*602	MAR 01/04	01.1
			*603	MAR 01/04	01.1
			*604	MAR 01/04	01.1
			*605	MAR 01/04	01.1
			606	BLANK	
			REPAIR 6-1		
			*601	MAR 01/04	01.1
			602	BLANK	

* = REVISED, ADDED OR DELETED

25-50-11

EFFECTIVE PAGES
CONTINUED Page 1
01 Mar 01/04

PAGE	DATE	CODE	PAGE	DATE	CODE
REPAIR 7-1			ILLUSTRATED PARTS LIST		CONT.
*601	MAR 01/04	01.1	*1021	MAR 01/04	01.1
*602	MAR 01/04	01.1	*1022	MAR 01/04	01.1
*603	MAR 01/04	01.1	*1023	MAR 01/04	01.1
*604	MAR 01/04	01.1	*1024	MAR 01/04	01.1
*605	MAR 01/04	01.1	*1025	MAR 01/04	01.1
606	BLANK		*1026	MAR 01/04	01.1
REPAIR 8-1			*1027	MAR 01/04	01.1
*601	MAR 01/04	01.1	*1028	MAR 01/04	01.1
*602	MAR 01/04	01.1	*1029	MAR 01/04	01.1
*603	MAR 01/04	01.1	*1030	MAR 01/04	01.1
*604	MAR 01/04	01.1	*1031	MAR 01/04	01.1
*605	MAR 01/04	01.1	*1032	MAR 01/04	01.1
*606	MAR 01/04	01.1	*1033	MAR 01/04	01.1
*607	MAR 01/04	01.1	*1034	BLANK	
608	BLANK		*1035	MAR 01/04	01.1
REPAIR 9-1			*1036	MAR 01/04	01.1
*601	MAR 01/04	01.1	*1037	MAR 01/04	01.1
*602	MAR 01/04	01.1	*1038	MAR 01/04	01.1
ILLUSTRATED PARTS LIST			*1039	MAR 01/04	01.1
*1001	MAR 01/04	01.1	*1040	MAR 01/04	01.1
*1002	MAR 01/04	01.1	*1041	MAR 01/04	01.1
*1003	MAR 01/04	01.1	*1042	MAR 01/04	01.1
*1004	MAR 01/04	01.1	*1043	MAR 01/04	01.1
*1005	MAR 01/04	01.1	*1044	BLANK	
*1006	MAR 01/04	01.1	*1045	MAR 01/04	01.1
*1007	MAR 01/04	01.1	*1046	MAR 01/04	01.1
*1008	MAR 01/04	01.1	*1047	MAR 01/04	01.1
*1009	MAR 01/04	01.1	*1048	MAR 01/04	01.1
*1010	MAR 01/04	01.1	*1049	MAR 01/04	01.1
*1011	MAR 01/04	01.1	*1050	MAR 01/04	01.1
*1012	MAR 01/04	01.1	*1051	MAR 01/04	01.1
*1013	MAR 01/04	01.1	*1052	BLANK	
*1014	MAR 01/04	01.1	*1053	MAR 01/04	01.1
*1015	MAR 01/04	01.1	*1054	MAR 01/04	01.1
*1016	MAR 01/04	01.1	*1055	MAR 01/04	01.1
*1017	MAR 01/04	01.1	*1056	MAR 01/04	01.1
*1018	MAR 01/04	01.1	*1057	BLANK	
*1019	MAR 01/04	01.1	*1058	MAR 01/04	01.1
*1020	MAR 01/04	01.1	*1059	MAR 01/04	01.1
			*1060	MAR 01/04	01.1
			*1061	BLANK	
			*1062	MAR 01/04	01.1

* = REVISED, ADDED OR DELETED

25-50-11

EFFECTIVE PAGES
CONTINUED Page 2
01 Mar 01/04

PAGE	DATE	CODE	PAGE	DATE	CODE
ILLUSTRATED PARTS LIST		CONT.	ILLUSTRATED PARTS LIST		CONT.
*1063	MAR 01/04	01.1	*1080Y	MAR 01/04	01.1
*1064	MAR 01/04	01.1	*1080Z	MAR 01/04	01.1
*1065	MAR 01/04	01.1	*1081	MAR 01/04	01.1
*1066	MAR 01/04	01.1	*1082	BLANK	
*1067	MAR 01/04	01.1	*1082A	MAR 01/04	01.1
*1068	MAR 01/04	01.1	*1082B	MAR 01/04	01.1
*1069	MAR 01/04	01.1	*1082C	MAR 01/04	01.1
*1070	MAR 01/04	01.1	*1082D	MAR 01/04	01.1
*1071	MAR 01/04	01.1	*1082E	BLANK	
*1072	MAR 01/04	01.1	*1082F	MAR 01/04	01.1
*1073	MAR 01/04	01.1	*1082G	MAR 01/04	01.1
*1074	MAR 01/04	01.1	*1082H	MAR 01/04	01.1
*1075	BLANK		*1082I	MAR 01/04	01.1
*1076	MAR 01/04	01.1	*1082J	BLANK	
*1077	MAR 01/04	01.1	*1082K	MAR 01/04	01.1
*1078	MAR 01/04	01.1	*1082L	MAR 01/04	01.1
*1079	MAR 01/04	01.1	*1082M	MAR 01/04	01.1
*1080	MAR 01/04	01.1	*1082N	BLANK	
*1080A	MAR 01/04	01.1	*1082O	MAR 01/04	01.1
*1080B	MAR 01/04	01.1	*1082P	MAR 01/04	01.1
*1080C	MAR 01/04	01.1	*1082Q	MAR 01/04	01.1
*1080D	MAR 01/04	01.1	*1082R	MAR 01/04	01.1
*1080E	MAR 01/04	01.1	*1082S	BLANK	
*1080F	MAR 01/04	01.1	*1082T	MAR 01/04	01.1
*1080G	BLANK		*1082U	MAR 01/04	01.1
*1080H	MAR 01/04	01.1	*1082V	MAR 01/04	01.1
*1080I	MAR 01/04	01.1	*1082W	MAR 01/04	01.1
*1080J	MAR 01/04	01.1	*1082X	BLANK	
*1080K	MAR 01/04	01.1	*1082Y	MAR 01/04	01.1
*1080L	MAR 01/04	01.1	*1082Z	MAR 01/04	01.1
*1080M	MAR 01/04	01.1	*1083	MAR 01/04	01.1
*1080N	MAR 01/04	01.1	*1084	MAR 01/04	01.1
1080O	BLANK		*1084A	MAR 01/04	01.1
*1080P	MAR 01/04	01.1	*1084B	BLANK	
*1080Q	MAR 01/04	01.1	*1084C	MAR 01/04	01.1
*1080R	MAR 01/04	01.1	*1084D	MAR 01/04	01.1
*1080S	MAR 01/04	01.1	*1084E	MAR 01/04	01.1
*1080T	MAR 01/04	01.1	*1084F	MAR 01/04	01.1
*1080U	BLANK		*1084G	MAR 01/04	01.1
*1080V	MAR 01/04	01.1	*1084H	MAR 01/04	01.1
*1080W	MAR 01/04	01.1	*1084I	MAR 01/04	01.1
*1080X	BLANK		*1084J	BLANK	

* = REVISED, ADDED OR DELETED

25-50-11

EFFECTIVE PAGES
CONTINUED Page 3
01 Mar 01/04

PAGE	DATE	CODE	PAGE	DATE	CODE
ILLUSTRATED PARTS LIST		CONT.			
*1084K	MAR 01/04	01.1			
*1084L	MAR 01/04	01.1			
*1084M	MAR 01/04	01.1			
*1084N	MAR 01/04	01.1			
*1084O	MAR 01/04	01.1			
*1084P	BLANK				
*1084Q	MAR 01/04	01.1			
*1084R	MAR 01/04	01.1			
*1084S	MAR 01/04	01.1			
*1084T	MAR 01/04	01.1			

* = REVISED, ADDED OR DELETED

25-50-11

EFFECTIVE PAGES
 LAST PAGE Page 4
 01 Mar 01/04

TABLE OF CONTENTS

<u>Paragraph Title</u>	<u>Page</u>
Description and Operation.	1
Testing/Trouble Shooting (not applicable)	
Disassembly.*[1]	
Cleaning*[1] *[2]	
Check.*[1]	
Repair	601
Assembly*[1]	
Fits and Clearances (not applicable)	
Special Tools (not applicable)	
Illustrated Parts List	1001

*[1] Special instructions are not necessary. Use standard industry practices.
*[2] Also use the instructions in SOPM 20-30-03.

INTRODUCTION

The instructions in this manual provide the information necessary to perform maintenance functions ranging from simple checks and replacement to complete shop-type repair.

This manual is divided into separate sections:

- | | |
|--|------------------------------|
| 1. Title Page | 4. List of Effective Pages |
| 2. Record of Revisions | 5. Table of Contents |
| 3. Temporary Revision &
Service Bulletin Record | 6. Introduction |
| | 7. Procedures & IPL Sections |

Refer to the Table of Contents for the page location of applicable sections. An asterisked flagnote *[] in place of the page number indicates that no special instructions are provided since the function can be performed using standard industry practices.

The beginning of the REPAIR section includes a list of the separate repairs and a list of applicable standard Boeing practices.

An explanation of the use of the Illustrated Parts List is provided in the Introduction to that section.

All weights and measurements used in the manual are in English units, unless otherwise stated. When metric equivalents are given they will be in parentheses following the English units.

Design changes, optional parts, configuration differences and Service Bulletin modifications create alternate part numbers. These are identified in the Illustrated Parts List (IPL) by adding an alphabetical character to the basic item number. The resulting item number is called an alpha-variant. Throughout the manual, IPL basic item number references also apply to alpha-variants unless otherwise indicated.

Verification:

25-50-11

INTRODUCTION

01.1

Page 1

Mar 01/04

CARGO AND SAFETY NET ASSEMBLY

DESCRIPTION AND OPERATION

1. Description and Operation

A. These net assemblies hold bulk cargo in position in the cargo compartment. Each net assembly includes webbing, fabric, and attachment hooks and fittings. Some net assemblies also include optional insulation blankets.

2. Leading Particulars (approximate)

Height x Length -- 452T3211-42, -47, -48, -51, -58
(unfolded) 70 x 80 inches

452T3211-59, -87, -100, -150
65 x 88 inches

452T3212-1, -13, -16, -19, -20, -22
64 x 52 inches

452T3213-1
60 x 54 inches

452T3213-12
59 x 44 inches

452T3213-18
59 x 44 inches

452T3214-48, -54, -61
68 x 58 inches

452T3214-63
42 x 53 inches

25-50-11

DESCRIPTION & OPERATION

01.1

Page 1

Mar 01/04

452T3214-90, -100, -150
46 x 46 inches

452T3212-1
64 x 52 inches

452T3217-1, -21, -26, -32
59 x 72 inches

452T3217-27
59 x 84 inches

452T3303-1
48 x 138 inches

452T3502-1
61 x 148 inches

452T3505-1
63 x 173 inches

452T3505-2, -3, -4
41 x 62 inches

452T3505-48
62 x 156 inches

452T3505-49
62 x 132 inches

452T3505-58
36 x 62 inches

457T7110-1, -8
15 x 176 inches

25-50-11

DESCRIPTION & OPERATION

01.1

Page 2

Mar 01/04

REPAIR – GENERAL

1. Content

A. Repair, replacement and refinish procedures as applicable, are included in the separate repair sections as follows:

<u>P/N</u>	<u>PART</u>	<u>REPAIR</u>
452T3211	NET	1-1
452T3213	NET	2-1
452T3214	NET	3-1
452T3217	NET	4-1
452T3212	NET	5-1
- - - -	MISCELLANEOUS PARTS REFINISH	6-1
452T3502	NET	7-1
457T7110	STRAP	8-1
452T3505	NET	9-1

2. Standard Practices

A. Refer to the following standard practices, as applicable, for details of procedures in the individual repairs.

SOPM 20-41-01 Decoding Table for Boeing Finish Codes

3. Materials

NOTE: Equivalent substitutes can be used.

A. Thread -- V-T-295, Type 1, class 1, size E, flat gray

B. Thread -- V-T-295, Type 1, class 1, size FF, flat gray

C. Fabric -- Armor Shell, Light gray, Stock L-13, Cooley, Inc., Pawtucket, Rhode Island 92508

D. Webbing -- MIL-W-4088, type XVII treated per MIL-W-27265, class R, color flat gray

E. Thread -- V-T-295, type 1, class A, size 3, color white, nylon

NET ASSY P/N	WEBBING REPAIR		JOINT STRENGTH REQUIREMENT (POUNDS)
	ALONG VERTICAL WEBBING: (IPL FIG & ITEM)	AT SPECIFIC LOCATION: (IPL FIG & ITEM)	
452T3211	2-40, 45, 50, 80		1320
	3-30, 35, 40, 75		
	4-25, 30, 35, 65		
	5-25, 30, 35, 50		
	10-45, 55		1050
	10-50		863
	10-60		500
	27-35		1150
	30-35		
			1-45 at 1-55
		2-50 at 2-60	
		3-40 at 3-50	
		4-35 at 4-45	
		5-35 at 5-45	
		10-55 at 10-75	1150
		27-20 at 27-35	500
		30-20 at 30-35	500
452T3212	7-30, 35, 40, 45, 50	7-20 at 7-25	1180 4530
452T3213	1-160, 165, 170		1820
	2-180, 185		
	13-5		
		1-158 at 1-170	610
	2-185 at 2-195		
	13-10 at 13-50		
	1-170 at 1-180	1210	
	2-185 at 2-200		
	13-10 at 13-55		

Webbing Repair Strength Requirements
Figure 601 (Sheet 1)

25-50-11

REPAIR-GENERAL

01.1

Page 602

Mar 01/04

NET ASSY P/N	WEBBING REPAIR		JOINT STRENGTH REQUIREMENT (POUNDS)
	ALONG VERTICAL WEBBING: (IPL FIG & ITEM)	AT SPECIFIC LOCATION: (IPL FIG & ITEM)	
452T3214	1-215, 220, 225 2-255, 260, 265 15-30, 75, 80 28-25 31-25		580
	11-60 11-65 28-28 11-70, 75 28-40		500 863 1150
452T3217	6-20 14-55 29-25	6-25 at 6-50 14-60 at 14-50	750 510
452T3502	8-20, 30	8-35 at 8-45	1970 990
452T3505	21-35 22-25, 30 23-35, 40, 50 24-30 25-20 26-20	21-45 at 21-25 22-40 at 22-45 24-30 at 24-30 vertical horizontal 25-20 at 25-20	860 1610

Webbing Repair Strength Requirements
Figure 601 (Sheet 2)

25-50-11

REPAIR-GENERAL

01.1

Page 603

Mar 01/04

NET ASSEMBLY – REPAIR 1-1

452T3211-42, -47, -48, -51, -58, -59, -87, -100, -150

NOTE: Refer to REPAIR-GEN for list of applicable standard practices.

1. Repair

A. Fabric (185A, 290B thru 314, IPL Fig. 1) (100A thru 123, IPL Fig. 2) (85A thru 107, IPL Fig. 3) (75A, 80A, IPL Fig. 4) (70A, 75A, IPL Fig. 5) (90, IPL Fig. 10) (75, 80, IPL Fig. 27)

(1) Locate four webbing strips that surround torn or worn fabric per Fig. 601.

NOTE: The four webbing strips generally form a square or rectangular pattern. This pattern will be referred to as the square in subsequent instructions.

(2) Mark fabric one belt width from inner edge of web square.

(3) Cut around lined border to remove damaged fabric. Cut corner slits in border to prepare for step (5) below.

(4) Cut section of new fabric one web belt width wider than outer dimensions of web square.

(5) Fold belt-width fabric strip back over web square and tuck new fabric piece under this fold. Orient fabric so that smooth side is exposed.

(6) Sew along web belts with 7 ± 1 stitches per inch as shown in Fig. 602, using size E thread.

NOTE: Seams are permitted only along web belts.

B. Webbing (158 thru 180, 210 thru 280, IPL Fig. 1) (40 thru 85, IPL Fig. 2) (30 thru 76, IPL Fig. 3) (25 thru 70, IPL Fig. 4) (25 thru 65, IPL Fig. 5) (40 thru 85, IPL Fig. 10) (35, IPL Fig. 27)

CAUTION: DO NOT ALLOW STITCHING ON LOAD-BEARING WEBBING TO PENETRATE INSULATION.

REPAIRS ALONG VERTICAL WEBBING MUST MEET STRENGTH REQUIREMENTS AS LISTED IN REPAIR-GEN, TABLE 601.

(1) Cut two strips of webbing not less than 8 inches in length.

25-50-11

REPAIR 1-1

01.1

Page 601

Mar 01/04

- (2) Sear strip ends to prevent unraveling.
- (3) Sear torn ends to prevent unraveling.
- (4) Lay new strips coincident with old webbing and centered about tear.
- (5) Fold each strip end under at least 1-1/2 belt widths as shown in Fig. 603.
- (6) Sew per Fig. 602 using size FF thread.

2. Replacement

CAUTION: REPAIRS ALONG VERTICAL WEBBING MUST MEET STRENGTH REQUIREMENTS AS LISTED IN REPAIR-GEN, TABLE 601.

- A. Track Fitting (25, IPL Fig. 1) (30, IPL Fig. 2) (10, IPL Fig. 3, 5) (5, Fig. 4) (5, 10, 15, IPL Fig. 10) (5, 10, IPL Fig. 1)
- B. Ring (15, 20, 30B, IPL Fig. 27)
 - (1) Use standard industry practices to replace hardware items, when damaged, and sew per Fig. 602, using size FF thread.
- C. Hook Assembly (25, IPL Fig. 27)
 - (1) Use standard industry practices to replace hardware items, when damaged, and sew per Fig. 602, using size FF thread.
- D. Ring (87, IPL Fig. 2) (20, IPL Fig. 3, 4) (20, IPL Fig. 10)
 - (1) Use standard industry practices to replace rings. Sew per Fig. 602 using size FF thread. Maintain dimension shown in Fig. 604.
- E. Clip (30, IPL Fig. 1) (35, IPL Fig. 2) (25, IPL Fig. 3) (15, IPL Fig. 4, 5)
 - (1) Rotate clip 90 degrees to the face of webbing to obtain dimension shown in Fig. 605. Sew per Fig. 602 using size FF thread.

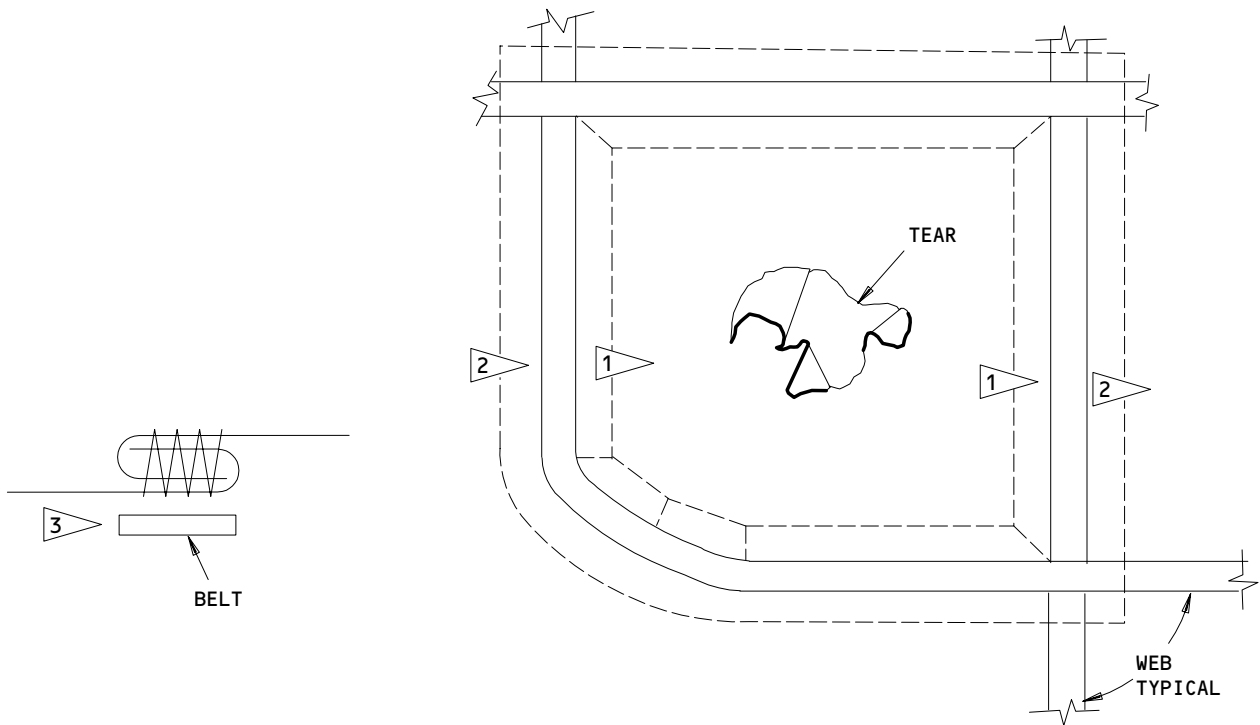
25-50-11

REPAIR 1-1

01.1

Page 602

Mar 01/04



- 1 CUT FABRIC ALONG DOTTED LINE, WHICH IS MARKED ONE BELT WIDTH FROM INNER EDGE OF WEB SQUARE.
- 2 ALL REPAIRS CUT NEW PIECE OF FABRIC ONE WEB WIDTH WIDER THAN SQUARE AS SHOWN.
- 3 FOLD AND SEW PER FIG. 602, ALONG BELT ONLY.

Fabric Repair
Figure 601

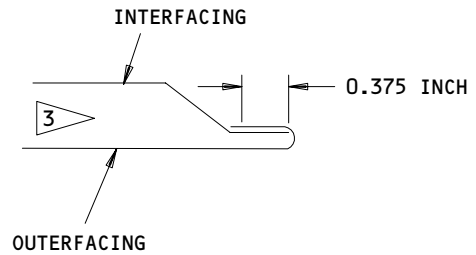
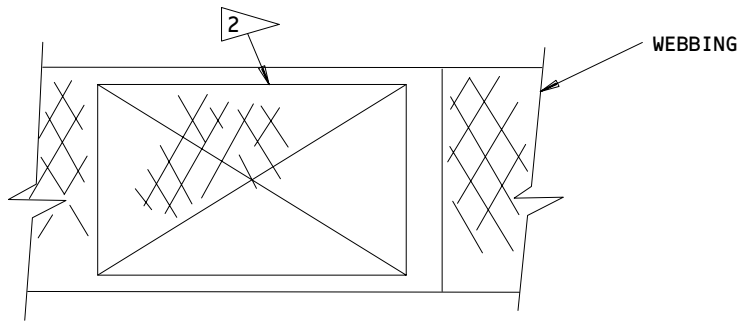
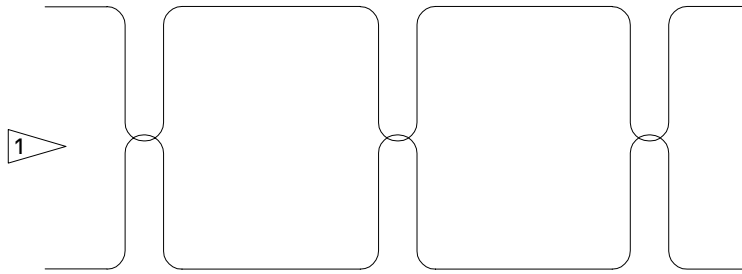
25-50-11

REPAIR 1-1

01.1

Page 603

Mar 01/04



CAUTION: DO NOT SEW FABRIC TO FABRIC; SEW ALONG WEBBING ONLY

- 1 STITCH PATTERN FOR ATTACHING FABRIC TO WEBBING WITH 6 TO 8 STITCHES PER INCH ALLOWABLE
- 2 STITCH PATTERN FOR SEWING WEBBING TO WEBBING WITH 6 TO 8 STITCHES PER INCH ALLOWABLE
- 3 FABRICATE SEAM AS INDICATED

Stitch and Seam Patterns
 Figure 602

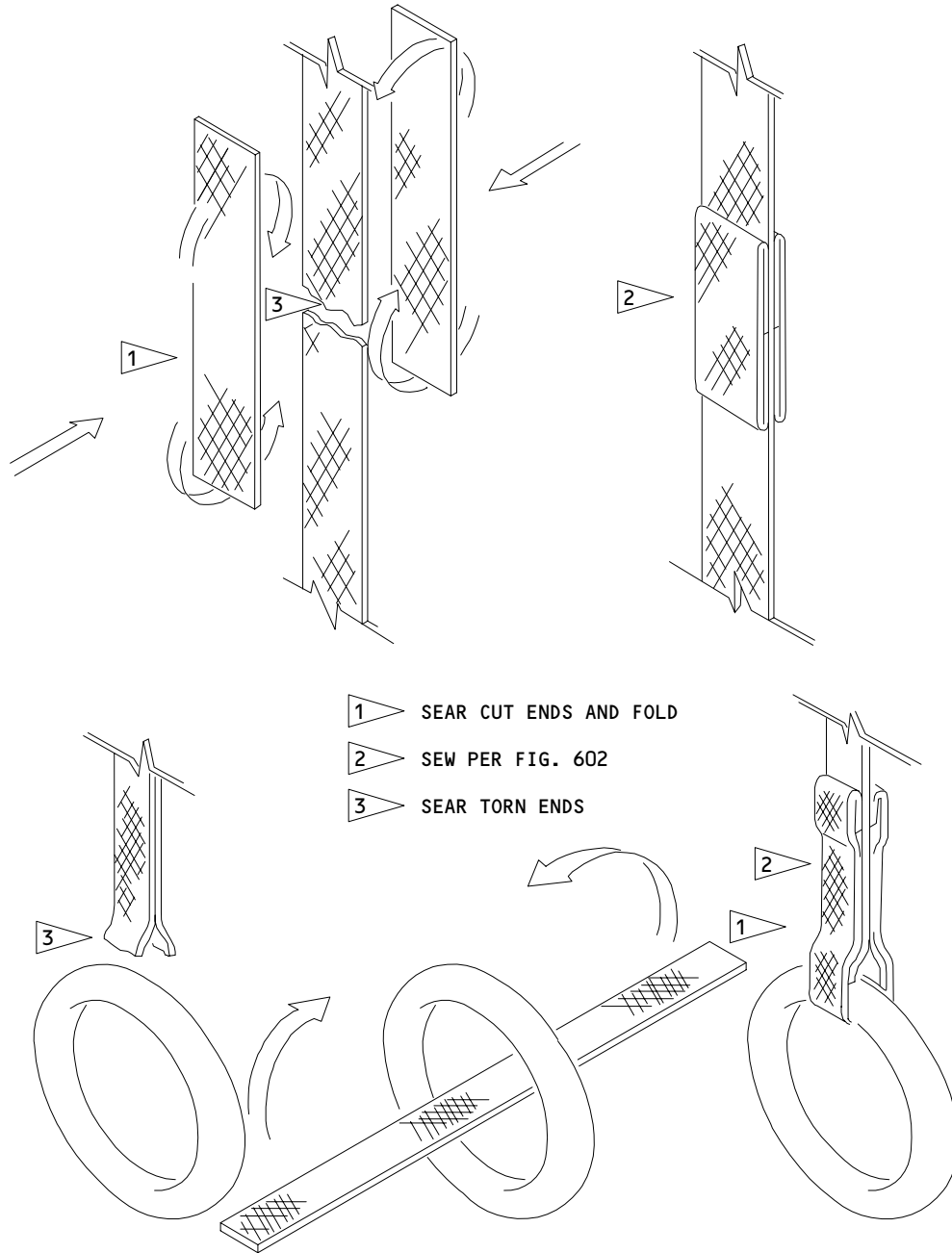
25-50-11

REPAIR 1-1

Page 604

Mar 01/04

01.1



Web Belt Repair
Figure 603

25-50-11

REPAIR 1-1

01.1

Page 605

Mar 01/04

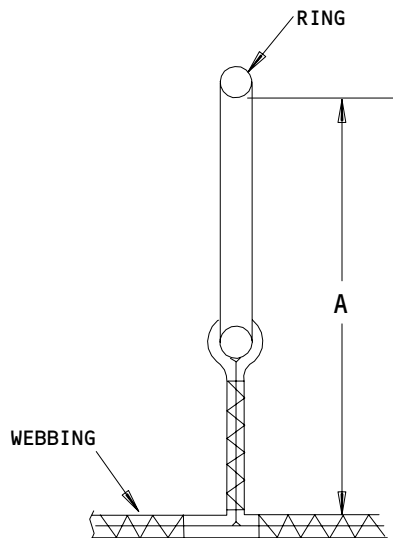


FIG. & ITEM NO.	A (INCHES)
RING (87, IPL FIG. 2)	2.10 - 2.30
RING (20, IPL FIG. 3,4)	3.00 - 3.50

Ring Replacement
 Figure 604

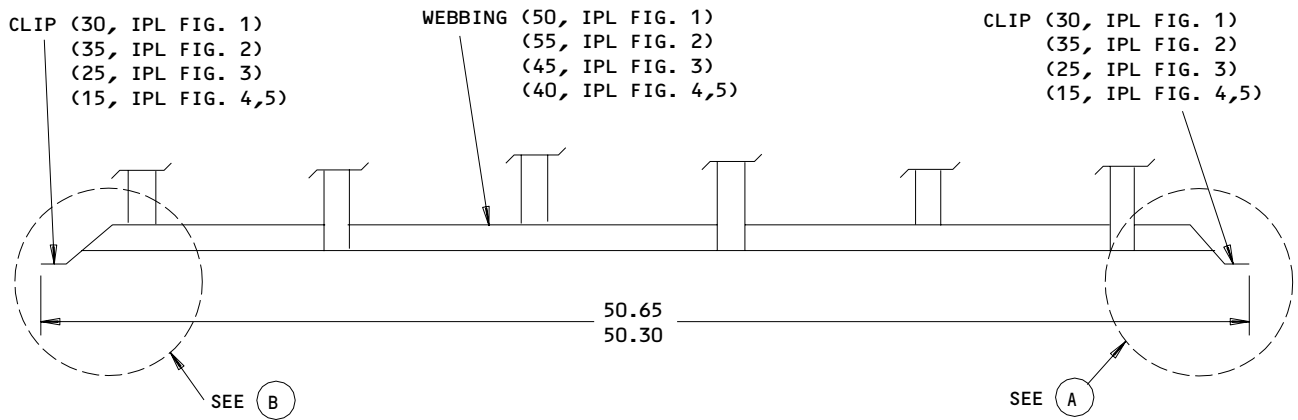
25-50-11

REPAIR 1-1

Page 606

Mar 01/04

01.1



Clip Replacement
Figure 605 (Sheet 1)

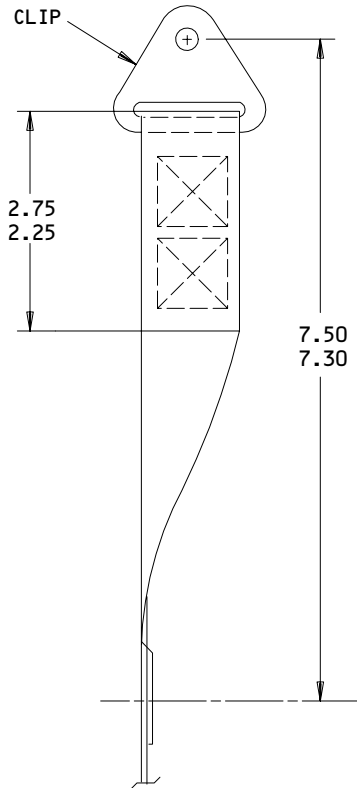
25-50-11

REPAIR 1-1

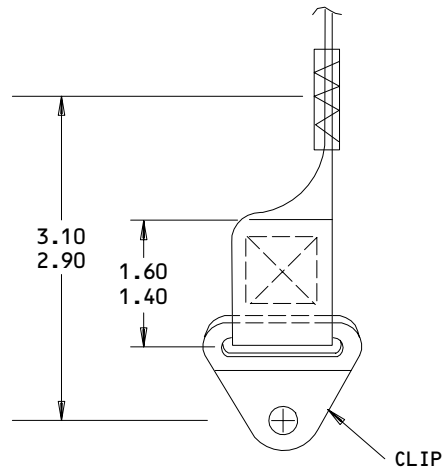
Page 607

Mar 01/04

01.1



(A)



(B)

Clip Replacement
 Figure 605 (Sheet 2)

25-50-11

REPAIR 1-1

Page 608

Mar 01/04

01.1

NET ASSEMBLY – REPAIR 2-1

452T3213-1, -12, -18

NOTE: Refer to REPAIR-GEN for list of applicable standard practices.

1. Repair

A. Fabric (185A, IPL Fig. 1) (205, IPL Fig. 2) (70, IPL Fig. 13)

- (1) Locate four webbing strips that surround torn or worn fabric per Fig. 601.

NOTE: The four webbing strips generally form a square or rectangular pattern. This pattern will be referred to as the square in subsequent instructions.

- (2) Mark fabric one belt width from inner edge of web square.
- (3) Cut around lined border to remove damaged fabric. Cut corner slits in border to prepare for step (5) below.
- (4) Cut section of new fabric one web belt width wider than outer dimensions of web square.
- (5) Fold belt-width fabric strip back over web square and tuck new fabric piece under this fold. Orient fabric so that smooth side is on the aft side of the finished assembly.
- (6) Sew along web belts with 7 ± 1 stitches per inch as shown in Fig. 602, using size E thread.

NOTE: Seams are permitted only along web belts.

B. Webbing (158 thru 180, IPL Fig. 1) (185 thru 200, IPL Fig. 2) (30 thru 55, IPL Fig. 13)

CAUTION: REPAIRS ALONG VERTICAL WEBBING MUST MEET STRENGTH REQUIREMENTS AS LISTED IN REPAIR-GEN, TABLE 601

- (1) Cut two strips of webbing not less than 8 inches in length.
- (2) Sear strip ends to prevent unraveling.
- (3) Sear torn ends to prevent unraveling.
- (4) Lay new strips coincident with old webbing and centered about tear.

25-50-11

REPAIR 2-1

01.1

Page 601

Mar 01/04

- (5) Fold each strip end under at least 1-1/2 belt widths as shown in Fig. 603.
- (6) Sew per Fig. 602 using size FF thread.

2. Replacement

CAUTION: REPAIRS ALONG VERTICAL WEBBING MUST MEET STRENGTH REQUIREMENTS AS LISTED IN REPAIR-GEN, TABLE 601.

A. Tiedown Fitting (145, IPL Fig. 1) (165, IPL Fig. 2) (5, IPL Fig. 13)

CAUTION: TIEDOWN FITTINGS ARE SELECTED TO CONFORM TO MAXIMUM ALLOWABLE LOADS. UNAUTHORIZED TIEDOWN FITTINGS MAY RESULT IN DAMAGE TO THE AIRPLANE STRUCTURE

- (1) Use standard industry practices to replace tiedown fittings and sew per Fig. 602 using size FF thread.

B. Track Fitting (150, 155, Fig. 1) (170, Fig. 2) (10, IPL Fig. 13)

- (1) Use standard industry practices to replace track fittings and sew per Fig. 602 using size FF thread.

C. Ring (175, IPL Fig. 2) (15, IPL Fig. 13)

- (1) Use standard industry practices to replace rings. Sew per Fig. 602 with size FF thread. Maintain dimension shown in Fig. 604.

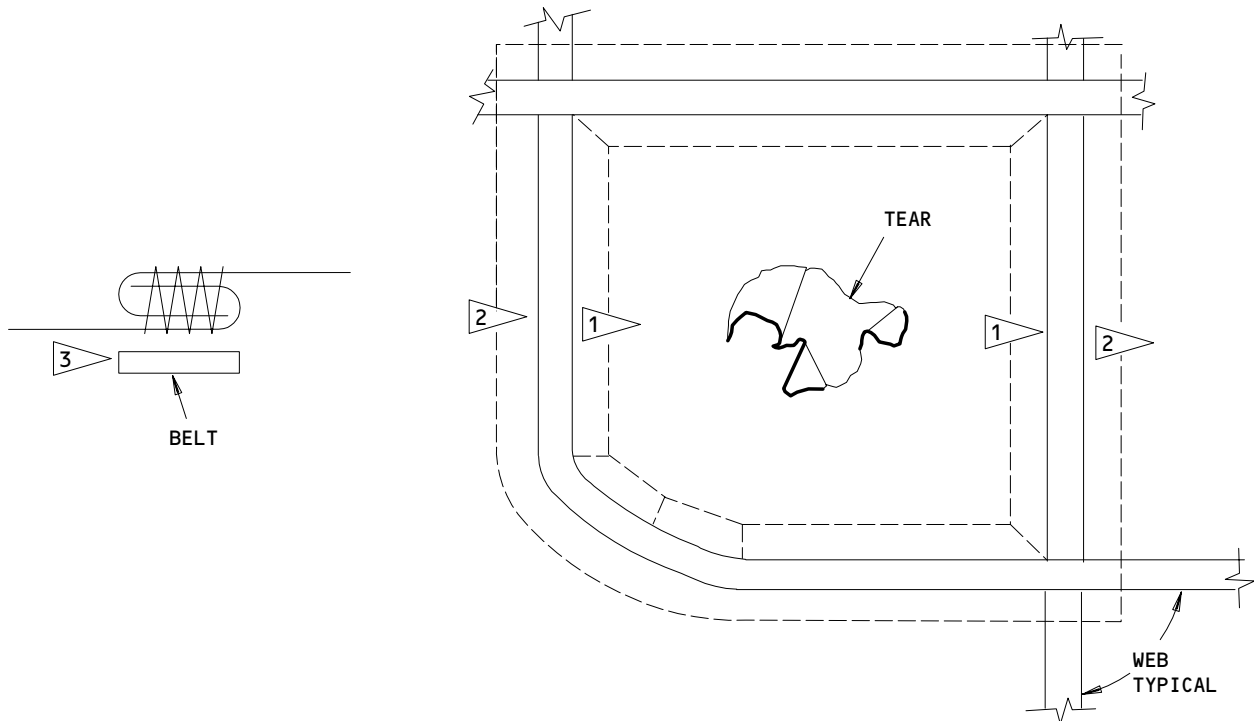
25-50-11

REPAIR 2-1

01.1

Page 602

Mar 01/04



- 1 CUT FABRIC ALONG DOTTED LINE, WHICH IS MARKED ONE BELT WIDTH FROM INNER EDGE OF WEB SQUARE.
- 2 ALL REPAIRS CUT NEW PIECE OF FABRIC ONE WEB WIDTH WIDER THAN SQUARE AS SHOWN.
- 3 FOLD AND SEW PER FIG. 602 ALONG BELT ONLY.

Fabric Repair
Figure 601

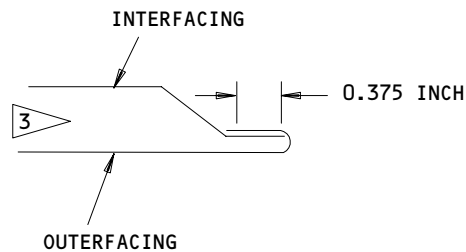
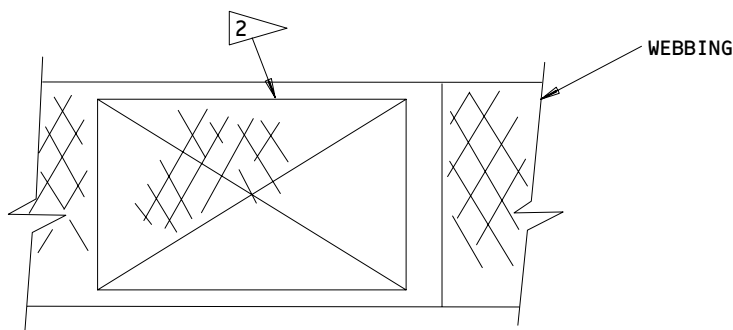
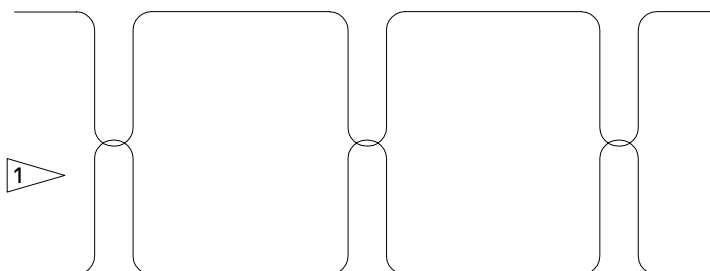
25-50-11

REPAIR 2-1

01.1

Page 603

Mar 01/04



CAUTION: DO NOT SEW FABRIC TO FABRIC; SEW ALONG WEBBING ONLY

- 1 STITCH PATTERN FOR ATTACHING FABRIC TO WEBBING WITH 6 TO 8 STITCHES PER INCH ALLOWABLE.
- 2 STITCH PATTERN FOR SEWING WEBBING TO WEBBING WITH 6 TO 8 STITCHES PER INCH ALLOWABLE.
- 3 FABRIC SEAM AS INDICATED

Stitch and Seam Patterns
 Figure 602

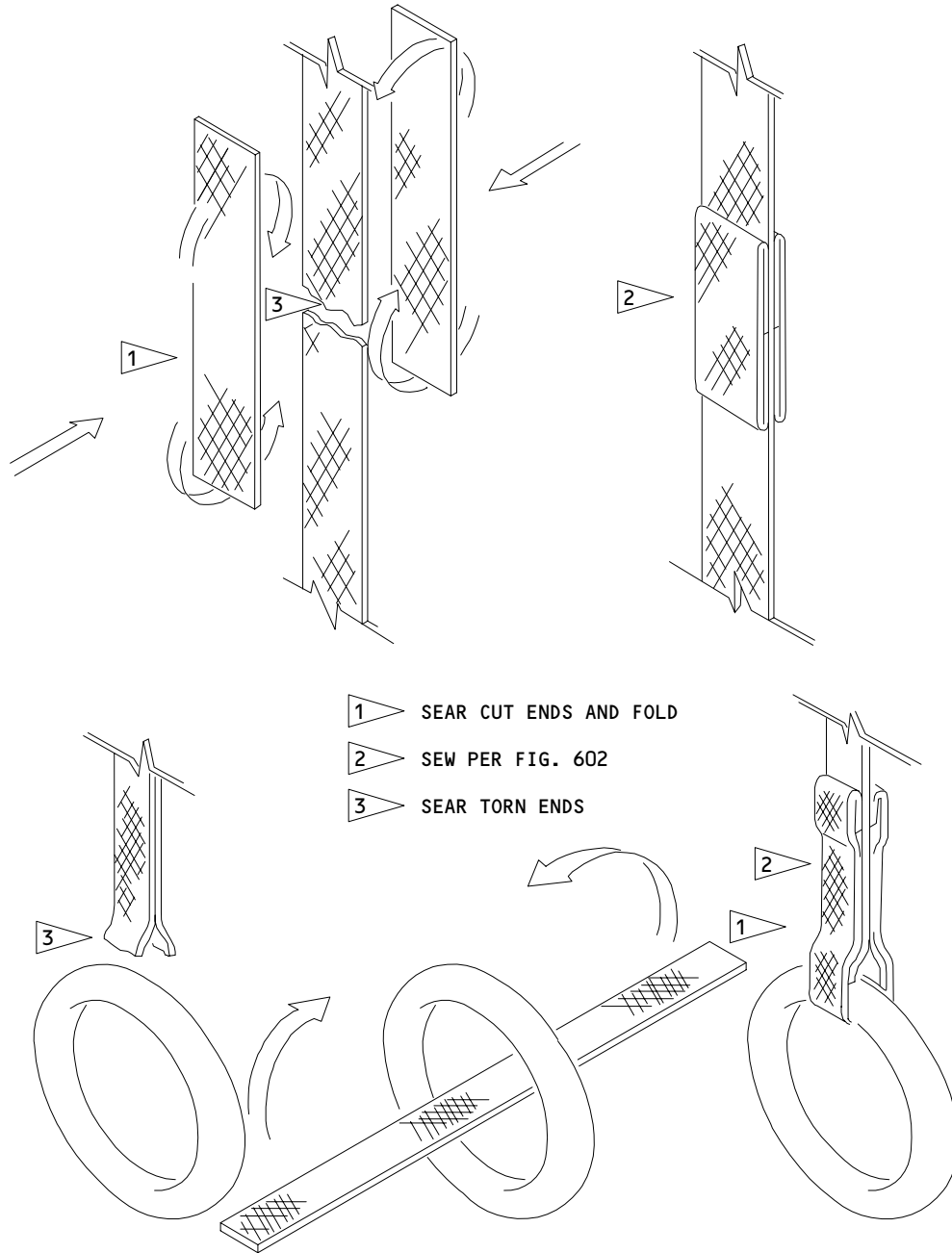
25-50-11

REPAIR 2-1

01.1

Page 604

Mar 01/04



Web Belt Repair
Figure 603

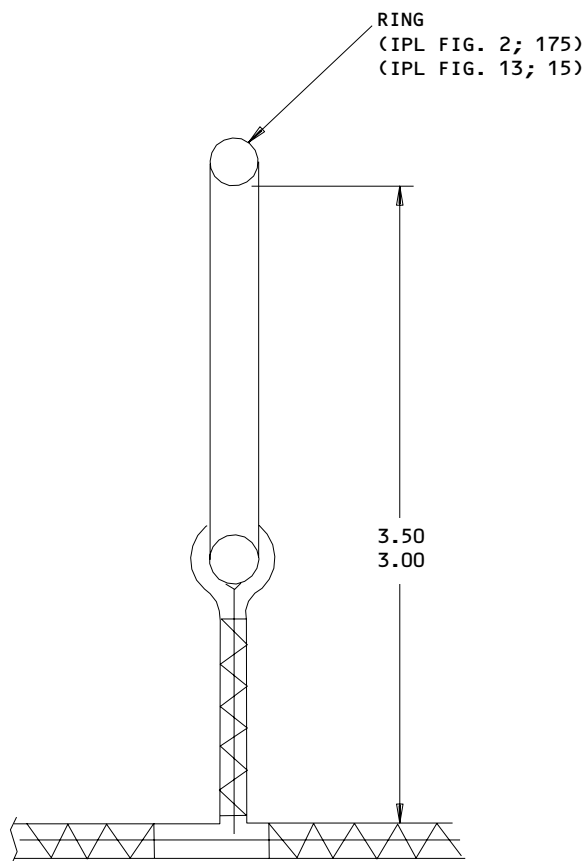
25-50-11

REPAIR 2-1

01.1

Page 605

Mar 01/04



Ring Replacement
Figure 604

25-50-11

REPAIR 2-1

Page 606

Mar 01/04

01.1

NET ASSEMBLY – REPAIR 3-1

452T3214-48, -54, -61, -63, -90, -100, -150

NOTE: Refer to REPAIR-GEN for list of applicable standard practices.

1. Repair

A. Fabric (290B thru 313A, IPL Fig. 1) (290A thru 315A, IPL Fig. 2) (35, IPL Fig. 11) (145 thru 150, IPL Fig. 15) (80, IPL Fig. 28)

(1) Locate four webbing strips that surround torn or worn fabric per Fig. 601.

NOTE: The four webbing strips generally form a square or rectangular pattern. This pattern will be referred to as the square in subsequent instructions.

(2) Mark fabric one belt width from inner edge of web square.

(3) Cut around lined border to remove damaged fabric. Cut corner slits in border to prepare for step (5) below.

(4) Cut section of new fabric one web belt width wider than outer dimensions of web square.

(5) Fold belt-width fabric strip back over web square and tuck new fabric piece under this fold. Orient fabric so that smooth side is exposed.

(6) Sew along web belts with 7 ± 1 stitches per inch using patterns shown in Fig. 602.

NOTE: Seams are permitted only along web belts.

B. Webbing (210 thru 280, IPL Fig. 1) (235 thru 280, IPL Fig. 2) (40 thru 80, IPL Fig. 11) (35 thru 80, IPL Fig. 15) (40, IPL Fig. 28)

CAUTION: REPAIRS ALONG VERTICAL WEBBING MUST MEET STRENGTH REQUIREMENTS AS LISTED IN REPAIR-GEN, TABLE 601.

(1) Cut two strips of webbing not less than 8 inches in length.

(2) Sear strip ends to prevent unraveling.

(3) Sear torn ends to prevent unraveling.

25-50-11

REPAIR 3-1

01.1

Page 601

Mar 01/04

- (4) Lay new strips coincident with old webbing and centered about tear.
- (5) Fold each strip end under at least 1-1/2 belt widths as shown in Fig. 603.
- (6) Sew per Fig. 602.

2. Replacement

CAUTION: REPAIRS ALONG VERTICAL WEBBING MUST MEET STRENGTH REQUIREMENTS AS LISTED IN REPAIR-GEN, TABLE 601.

- A. Tiedown Fitting (195, IPL Fig. 1) (215, IPL Fig. 2) (30, IPL Fig. 11)
(30, IPL Fig. 15) (25, IPL Fig. 28)

CAUTION: TIEDOWN FITTINGS ARE SELECTED TO CONFORM TO MAXIMUM ALLOWABLE LOADS. UNAUTHORIZED TIEDOWN FITTINGS MAY RESULT IN DAMAGE TO THE AIRPLANE STRUCTURE

- (1) Use standard industry practices to replace tiedown fittings and sew per Fig. 602.
- B. Adjustable Tiedown or Track Fitting (200, IPL Fig. 1) (220, IPL Fig. 2)
(5, 10, 15, IPL Fig. 11) (5, 10, 15, IPL Fig. 15) (5, 10, 15, IPL Fig. 28)
- (1) Use standard industry practices to replace track fittings and sew per Fig. 602.
- C. Clip (205, IPL Fig. 1) (230, IPL Fig. 2)
- (1) Rotate clip 90 degrees to the face of webbing to obtain dimension shown in Fig. 604. Sew per Fig. 602.

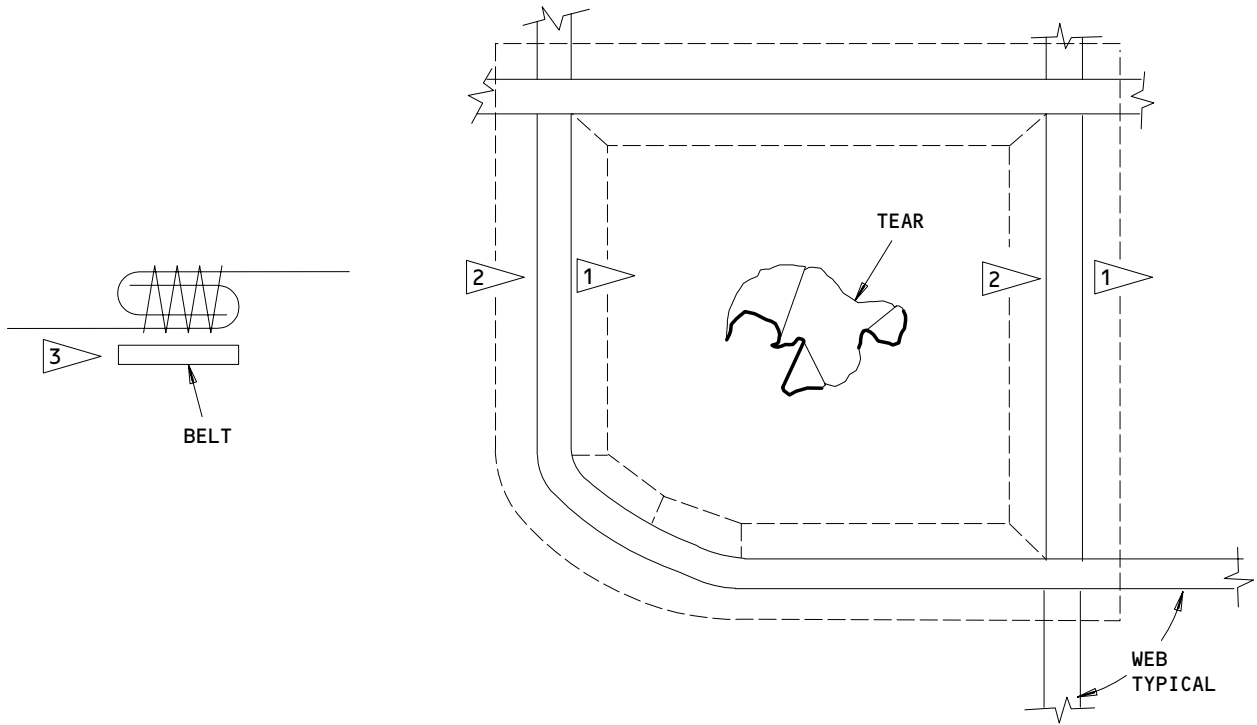
25-50-11

REPAIR 3-1

01.1

Page 602

Mar 01/04



- 1 CUT FABRIC ALONG DOTTED LINE, WHICH IS MARKED ONE BELT WIDTH FROM INNER EDGE OF WEB SQUARE.
- 2 ALL REPAIRS CUT NEW PIECE OF FABRIC ONE WEB WIDTH WIDER THAN SQUARE AS SHOWN.
- 3 FOLD AND SEW PER FIG. 602 ALONG BELT ONLY.

Fabric Repair
Figure 601

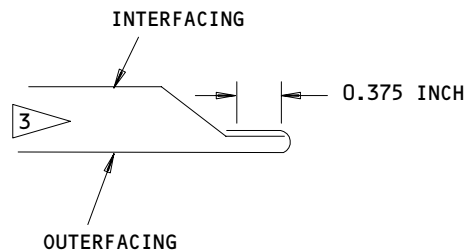
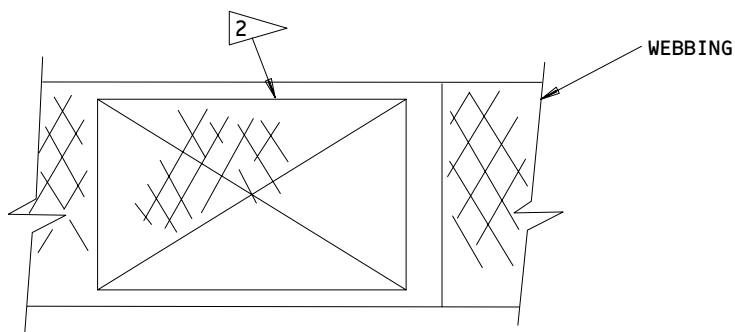
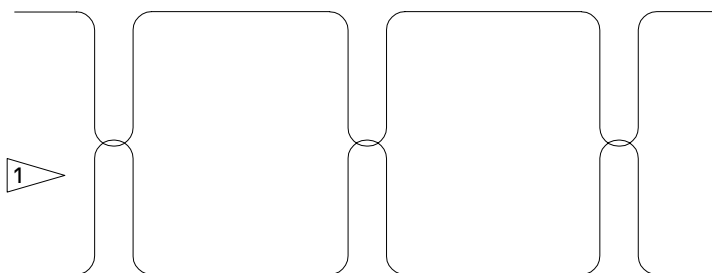
25-50-11

REPAIR 3-1

01.1

Page 603

Mar 01/04



CAUTION: DO NOT SEW FABRIC TO FABRIC; SEW ALONG WEBBING ONLY

- 1 STITCH PATTERN FOR ATTACHING FABRIC TO WEBBING WITH 6 TO 8 STITCHES PER INCH ALLOWABLE.
- 2 STITCH PATTERN FOR SEWING WEBBING TO WEBBING WITH 6 TO 8 STITCHES PER INCH ALLOWABLE.
- 3 FABRIC SEAM AS INDICATED

Stitch and Seam Patterns
 Figure 602

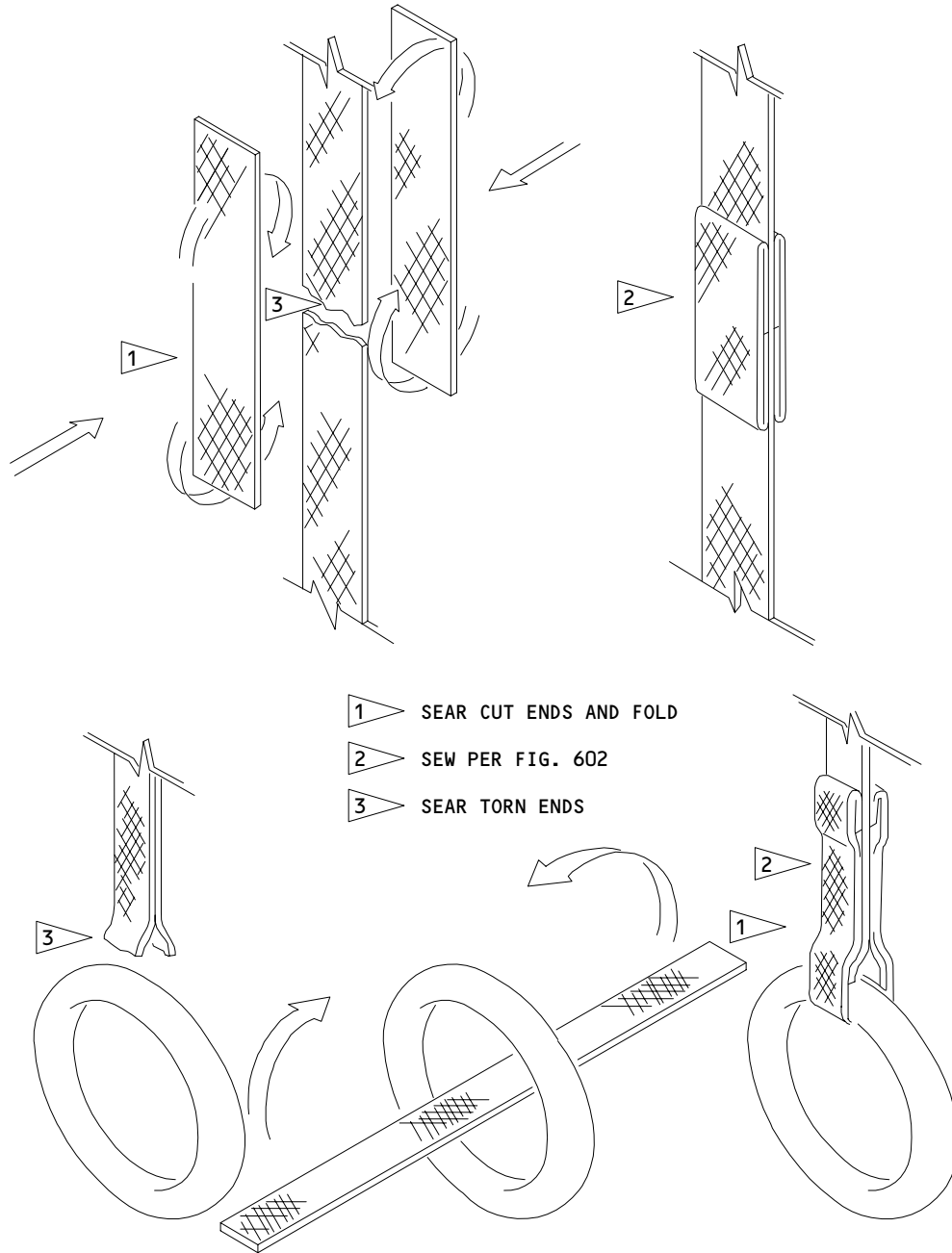
25-50-11

REPAIR 3-1

01.1

Page 604

Mar 01/04



Web Belt Repair
Figure 603

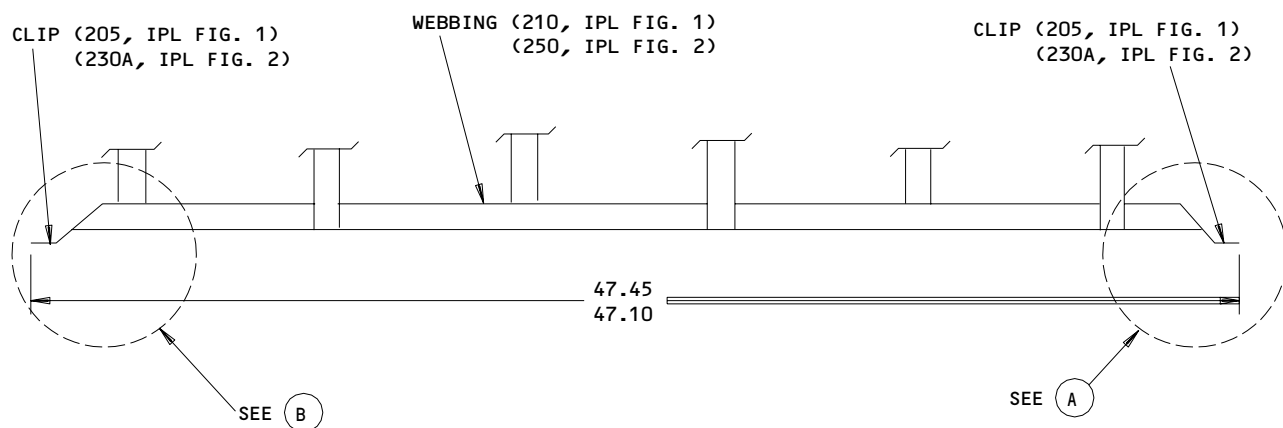
25-50-11

REPAIR 3-1

01.1

Page 605

Mar 01/04



Clip Replacement
Figure 604 (Sheet 1)

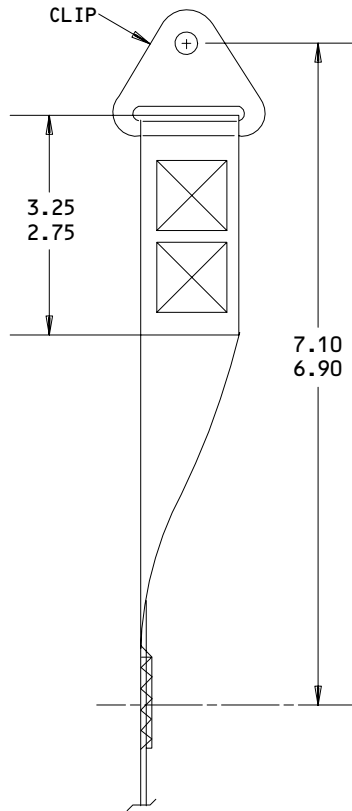
25-50-11

REPAIR 3-1

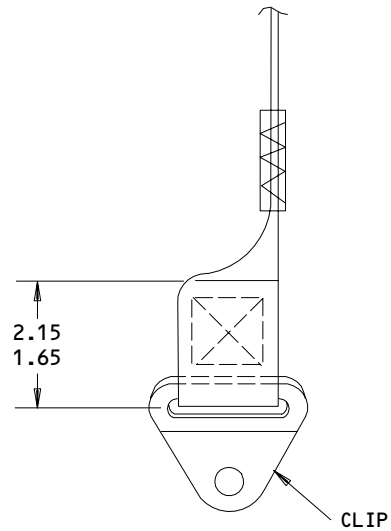
Page 606

Mar 01/04

01.1



A



B

Clip Replacement
Figure 604 (Sheet 2)

25-50-11

REPAIR 3-1

Page 607

Mar 01/04

01.1

NET ASSEMBLY – REPAIR 4-1

452T3217-1, -15, -21, -26, -27, -32

NOTE: Refer to REPAIR – GENERAL for a list of applicable standard practices.

1. Repair

A. Fabric (55, 60 IPL Fig. 6) (70, 75 IPL Fig. 14)

- (1) Locate four webbing strips that surround torn or worn fabric per Fig. 601.

NOTE: The four webbing strips generally form a square or rectangular pattern. This pattern will be referred to as the square in subsequent instructions.

- (2) Mark fabric one belt width from inner edge of web square.
- (3) Cut around lined border to remove damaged fabric. Cut corner slits in border to prepare for step (5) below.
- (4) Cut section of new fabric one web belt width wider than outer dimensions of web square.
- (5) Fold belt-width fabric strip back over web square and tuck new fabric piece under this fold. Orient fabric so that smooth side is exposed.
- (6) Sew along web belts with 7 ± 1 stitches per inch using patterns shown in Fig. 602.

NOTE: Seams are permitted only a along web belts.

B. Webbing (20 thru 50 IPL Fig. 6) (25 thru 65, IPL Fig. 14)

CAUTION: REPAIRS ALONG VERTICAL WEBBING MUST MEET STRENGTH REQUIREMENTS AS LISTED IN REPAIR-GEN, TABLE 601.

- (1) Cut two strips of webbing not less than 8 inches in length.
- (2) Sear strip ends to prevent unraveling.
- (3) Sear torn ends to prevent unraveling.
- (4) Lay new strips coincident with old webbing and centered about tear.

25-50-11

REPAIR 4-1

01.1

Page 601

Mar 01/04

- (5) Fold each strip end under at least 1-1/2 belt widths as shown in Fig. 603.
- (6) Sew per Fig. 602.

2. Replacement

CAUTION: REPAIRS ALONG VERTICAL WEBBING MUST MEET STRENGTH REQUIREMENTS AS LISTED IN REPAIR-GEN, TABLE 601.

A. Tiedown Fitting (5, IPL Fig. 6) (5, IPL Fig. 14)

CAUTION: TIEDOWN FITTINGS ARE SELECTED TO CONFORM TO MAXIMUM ALLOWABLE LOADS. UNAUTHORIZED TIEDOWN FITTINGS MAY RESULT IN DAMAGE TO THE AIRPLANE STRUCTURE.

- (1) Use standard industry practices to replace tiedown fittings and sew per Fig. 602.

B. Track Fitting (10, IPL Fig. 6) (15, IPL Fig. 14)

- (1) Use standard industry practices to replace track fittings and sew per Fig. 602.

C. Clip (15, IPL Fig. 6) (20, IPL Fig. 14)

- (1) Rotate clip 90 degrees to the face of webbing to obtain dimension shown in Fig. 604. Sew per Fig. 602.

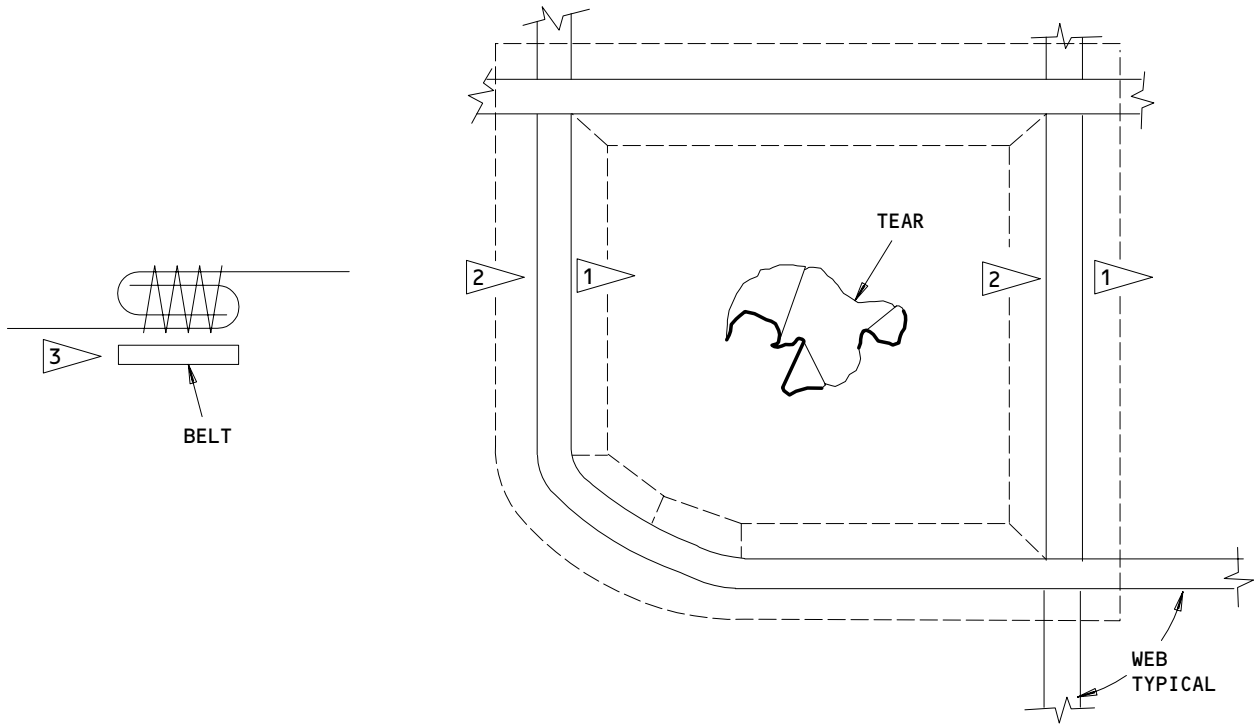
25-50-11

REPAIR 4-1

01.1

Page 602

Mar 01/04



- 1 CUT FABRIC ALONG DOTTED LINE, WHICH IS MARKED ONE BELT WIDTH FROM INNER EDGE OF WEB SQUARE.
- 2 ALL REPAIRS CUT NEW PIECE OF FABRIC ONE WEB WIDTH WIDER THAN SQUARE AS SHOWN.
- 3 FOLD AND SEW PER FIG. 602 ALONG BELT ONLY.

Fabric Repair
Figure 601

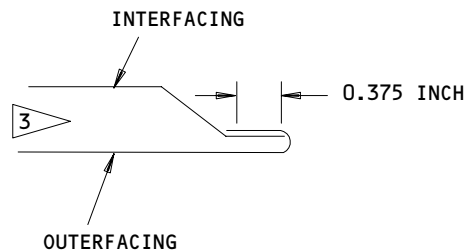
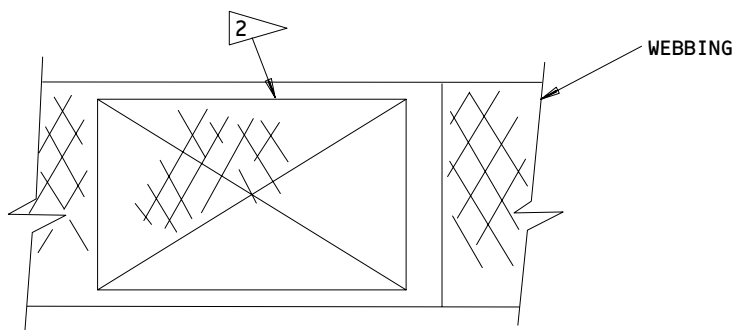
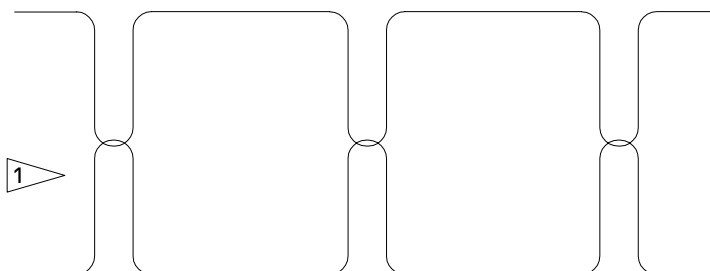
25-50-11

REPAIR 4-1

01.1

Page 603

Mar 01/04



CAUTION: DO NOT SEW FABRIC TO FABRIC; SEW ALONG WEBBING ONLY

- 1 STITCH PATTERN FOR ATTACHING FABRIC TO WEBBING WITH 6 TO 8 STITCHES PER INCH ALLOWABLE.
- 2 STITCH PATTERN FOR SEWING WEBBING TO WEBBING WITH 6 TO 8 STITCHES PER INCH ALLOWABLE.
- 3 FABRIC SEAM AS INDICATED

Stitch and Seam Patterns
 Figure 602

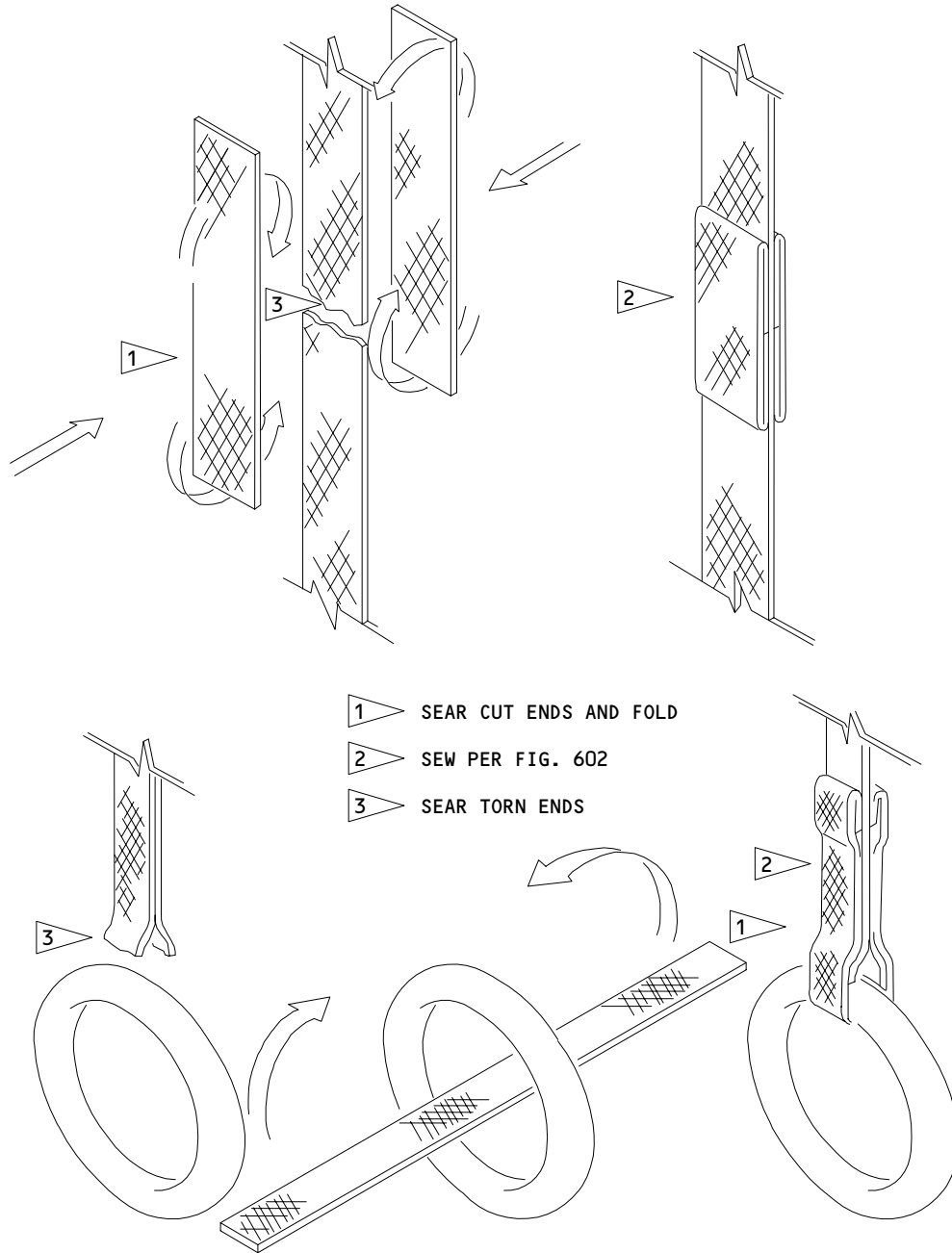
25-50-11

REPAIR 4-1

Page 604

Mar 01/04

01.1



Web Belt Repair
Figure 603

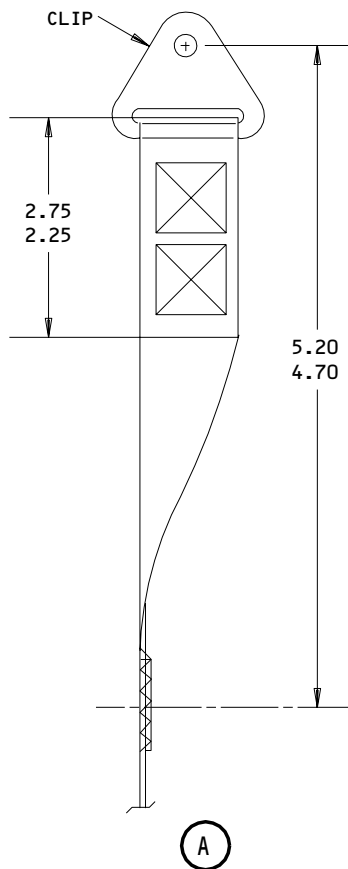
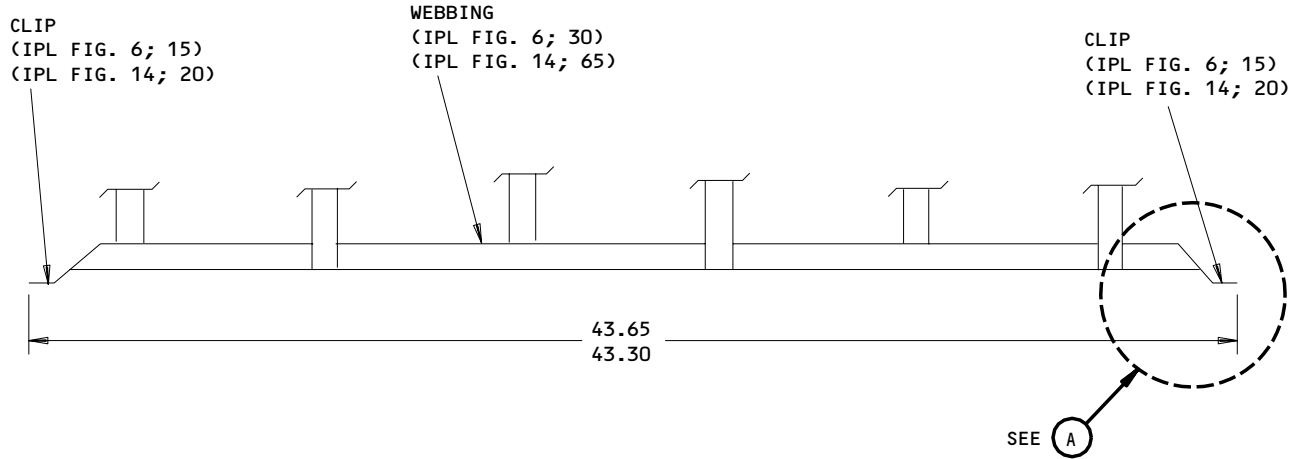
25-50-11

REPAIR 4-1

01.1

Page 605

Mar 01/04



ALL DIMENSIONS ARE IN INCHES

Clip Replacement
 Figure 604

25-50-11

REPAIR 4-1

Page 606

Mar 01/04

01.1

NET ASSEMBLY – REPAIR 5-1

452T3212-1, -13, -16, -19, -20, -22

NOTE: Refer to REPAIR-GEN for list of applicable standard practices.

1. Repair

A. Fabric (60, IPL Fig. 7) (35, IPL Fig. 9)

- (1) Locate four webbing strips that surround torn or worn fabric per Fig. 601.

NOTE: The four webbing strips generally form a square or rectangular pattern. This pattern will be referred to as the square in subsequent instructions.

- (2) Mark fabric one belt width from inner edge of web square.
- (3) Cut around lined border to remove damaged fabric. Cut corner slits in border to prepare for step (5) below.
- (4) Cut section of new fabric one web belt width wider than outer dimensions of web square.
- (5) Fold belt-width fabric strip back over web square and tuck new fabric piece under this fold. Orient fabric so that smooth side is exposed.
- (6) Sew along web belts with 7 ± 1 stitches per inch using patterns shown in Fig. 602.

NOTE: Seams are permitted only along web belts.

B. Webbing (25 thru 55, IPL Fig. 7) (25, 30, IPL Fig. 9)

CAUTION: REPAIRS ALONG VERTICAL WEBBING MUST MEET STRENGTH REQUIREMENTS AS LISTED IN REPAIR-GEN, TABLE 601.

- (1) Cut two strips of webbing not less than 8 inches in length.
- (2) Sear strip ends to prevent unraveling.
- (3) Sear torn ends to prevent unraveling.
- (4) Lay new strips coincident with old webbing and centered about tear.

25-50-11

REPAIR 5-1

01.1

Page 601

Mar 01/04

- (5) Fold each strip end under at least 1-1/2 belt widths as shown in Fig. 603.
- (6) Sew per Fig. 602.

2. Replacement

CAUTION: REPAIRS ALONG VERTICAL WEBBING MUST MEET STRENGTH REQUIREMENTS AS LISTED IN REPAIR-GEN, TABLE 601.

A. Track Fitting (5, 20A, IPL Fig. 7) (5, 15, IPL Fig. 9)

- (1) Use standard industry practices to replace track fittings and sew per Fig. 602.

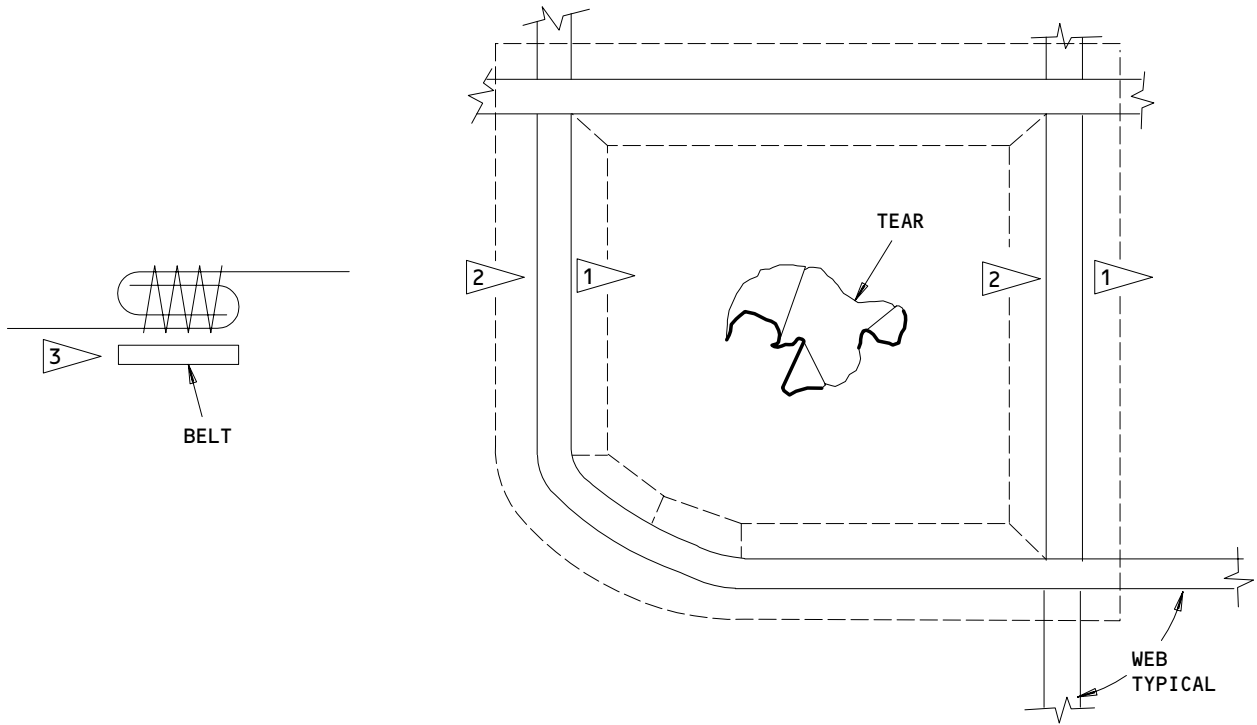
25-50-11

REPAIR 5-1

01.1

Page 602

Mar 01/04



- 1 CUT FABRIC ALONG DOTTED LINE, WHICH IS MARKED ONE BELT WIDTH FROM INNER EDGE OF WEB SQUARE.
- 2 ALL REPAIRS CUT NEW PIECE OF FABRIC ONE WEB WIDTH WIDER THAN SQUARE AS SHOWN.
- 3 FOLD AND SEW PER FIG. 602 ALONG BELT ONLY.

Fabric Repair
Figure 601

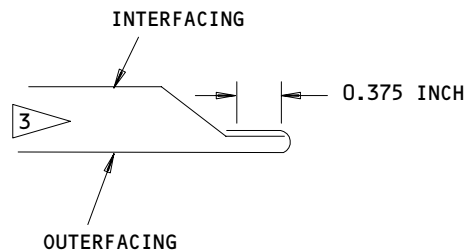
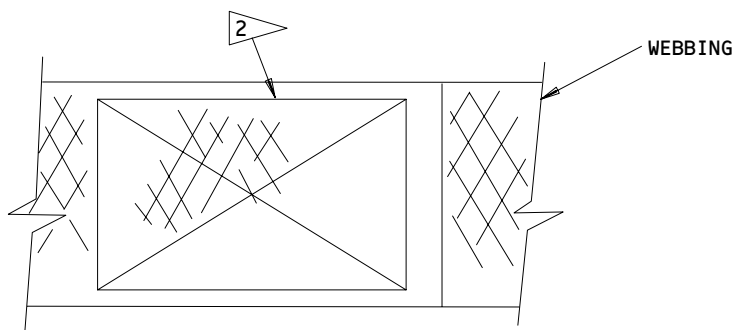
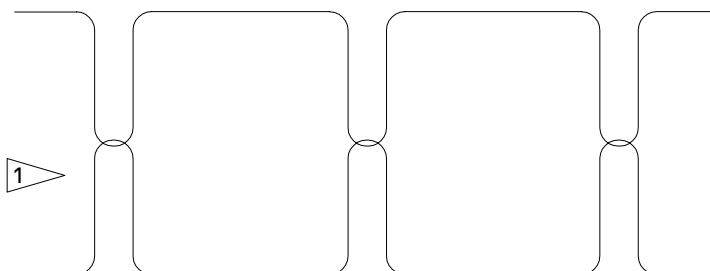
25-50-11

REPAIR 5-1

01.1

Page 603

Mar 01/04



CAUTION: DO NOT SEW FABRIC TO FABRIC; SEW ALONG WEBBING ONLY

- 1 STITCH PATTERN FOR ATTACHING FABRIC TO WEBBING WITH 6 TO 8 STITCHES PER INCH ALLOWABLE.
- 2 STITCH PATTERN FOR SEWING WEBBING TO WEBBING WITH 6 TO 8 STITCHES PER INCH ALLOWABLE.
- 3 FABRIC SEAM AS INDICATED

Stitch and Seam Patterns
 Figure 602

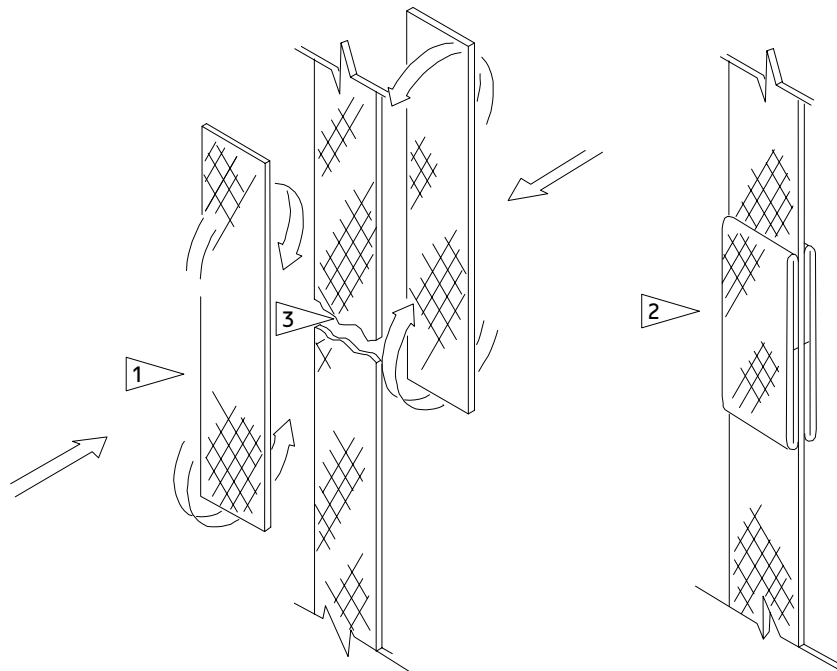
25-50-11

REPAIR 5-1

Page 604

Mar 01/04

01.1



- 1 SEAR CUT ENDS AND FOLD
- 2 SEW PER FIG. 602
- 3 SEAR TORN ENDS

Web Belt Repair
Figure 603

25-50-11

REPAIR 5-1

Page 605

Mar 01/04

01.1

MISCELLANEOUS PARTS REFINISH – REPAIR 6-1

1. Repair of these parts is only replacement of the original finish. Refer to REPAIR – GENERAL for a list of applicable standard practices.

IPL FIG. & ITEM	MATERIAL	FINISH
Clip (205, Fig. 1) (35, 230A, Fig. 2) (25, Fig. 3) (15, Fig. 4, 5, 6) (20, Fig. 14)	Al alloy	Sulfuric acid anodize (F-17.03).

Refinish Details
Figure 601

25-50-11

REPAIR 6-1

01.1

Page 601

Mar 01/04

NET ASSEMBLY – REPAIR 7-1

452T3502-1

NOTE: Refer to REPAIR-GEN for list of applicable standard practices.

1. Repair

A. Fabric (65, 70, 75, IPL Fig. 8)

- (1) Locate four webbing strips that surround torn or worn fabric per Fig. 601.

NOTE: The four webbing strips generally form a square or rectangular pattern. This pattern will be referred to as the square in subsequent instructions.

- (2) Mark fabric one belt width from inner edge of web square.
- (3) Cut around lined border to remove damaged fabric. Cut corner slits in border to prepare for step (5) below.
- (4) Cut section of new fabric one web belt width wider than outer dimensions of web square.
- (5) Fold belt-width fabric strip back over web square and tuck new fabric piece under this fold. Orient fabric so that smooth side is exposed.
- (6) Sew along web belts with 7 ± 1 stitches per inch as shown in Fig. 602, using size E thread.

NOTE: Seams are permitted only along web belts.

B. Webbing (35 thru 60, IPL Fig. 8)

CAUTION: DO NOT ALLOW STITCHING ON LOAD-BEARING WEBBING TO PENETRATE INSULATION.

CAUTION: REPAIRS ALONG VERTICAL WEBBING MUST MEET STRENGTH REQUIREMENTS AS LISTED IN REPAIR-GEN, TABLE 601.

- (1) Cut two strips of webbing not less than 8 inches in length.
- (2) Sear strip ends to prevent unraveling.
- (3) Sear torn ends to prevent unraveling.
- (4) Lay new strips coincident with old webbing and centered about tear.

25-50-11

REPAIR 7-1

01.1

Page 601

Mar 01/04

- (5) Fold each strip end under at least 1-1/2 belt widths as shown in Fig. 603.
- (6) Sew per Fig. 602.

2. Replacement

CAUTION: REPAIRS ALONG VERTICAL WEBBING MUST MEET STRENGTH REQUIREMENTS AS LISTED IN REPAIR-GEN, TABLE 601.

A. Track Fitting (15, 20 IPL Fig. 8)

- (1) Use standard industry practices to replace track fittings and sew per Fig. 602.

B. Buckle (5, 10 IPL Fig. 8)

- (1) Use standard industry practices to replace track fittings and sew per Fig. 602.

C. Tiedown Fitting (25, 30 IPL Fig. 8)

- (1) Use standard industry practices to replace track fittings and sew per Fig. 602.

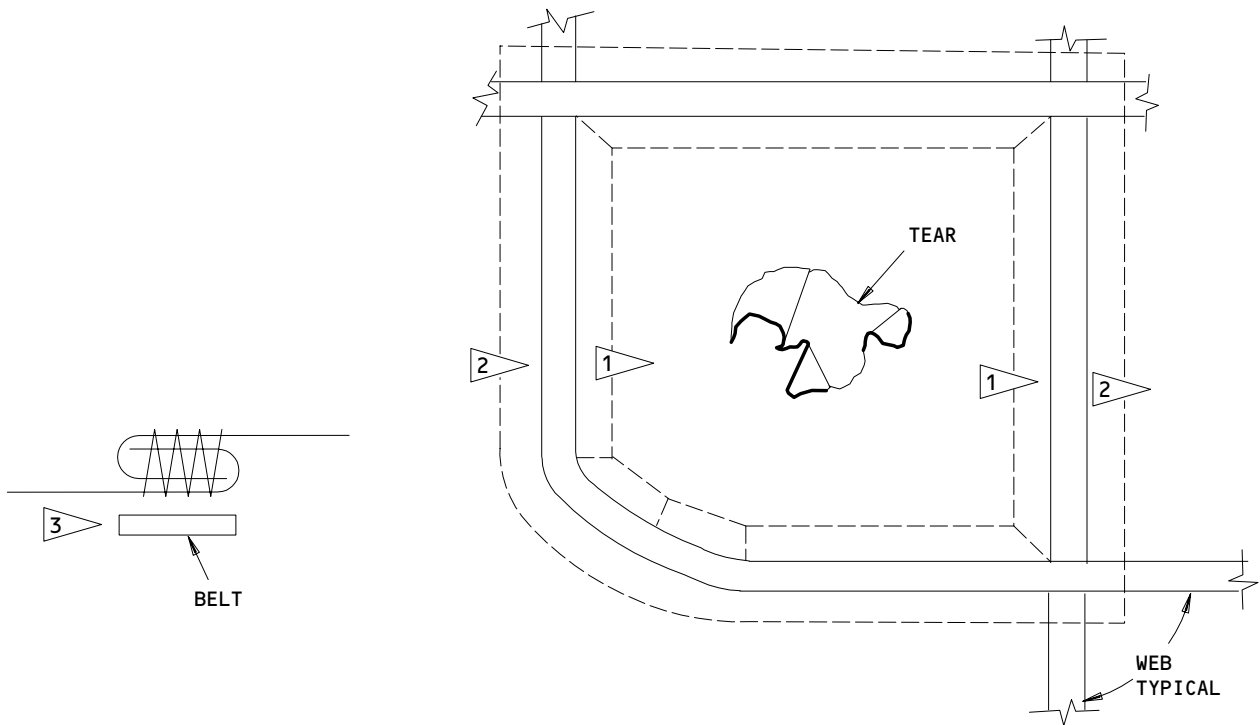
25-50-11

REPAIR 7-1

01.1

Page 602

Mar 01/04



- 1 CUT FABRIC ALONG DOTTED LINE, WHICH IS MARKED ONE BELT WIDTH FROM INNER EDGE OF WEB SQUARE.
- 2 ALL REPAIRS CUT NEW PIECE OF FABRIC ONE WEB WIDTH WIDER THAN SQUARE AS SHOWN.
- 3 FOLD AND SEW PER FIG. 602, ALONG BELT ONLY.

Fabric Repair
Figure 601

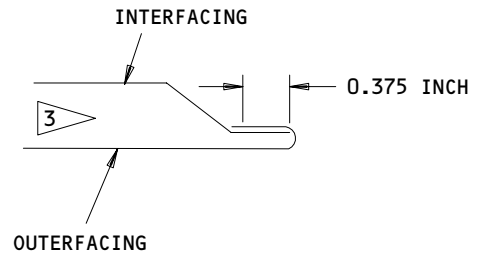
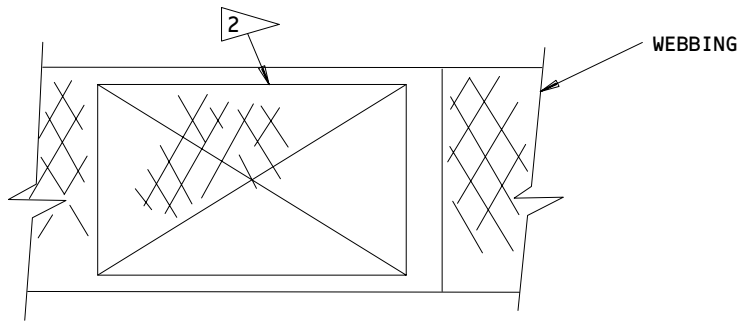
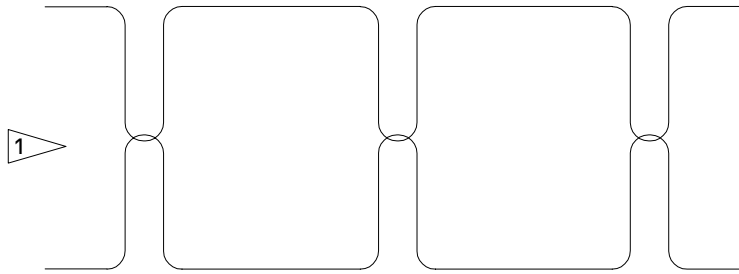
25-50-11

REPAIR 7-1

Page 603

Mar 01/04

01.1



CAUTION: DO NOT SEW FABRIC TO FABRIC; SEW ALONG WEBBING ONLY

- 1 STITCH PATTERN FOR ATTACHING FABRIC TO WEBBING WITH 6 TO 8 STITCHES PER INCH ALLOWABLE
- 2 STITCH PATTERN FOR SEWING WEBBING TO WEBBING WITH 6 TO 8 STITCHES PER INCH ALLOWABLE
- 3 FABRICATE SEAM AS INDICATED

Stitch and Seam Patterns
 Figure 602

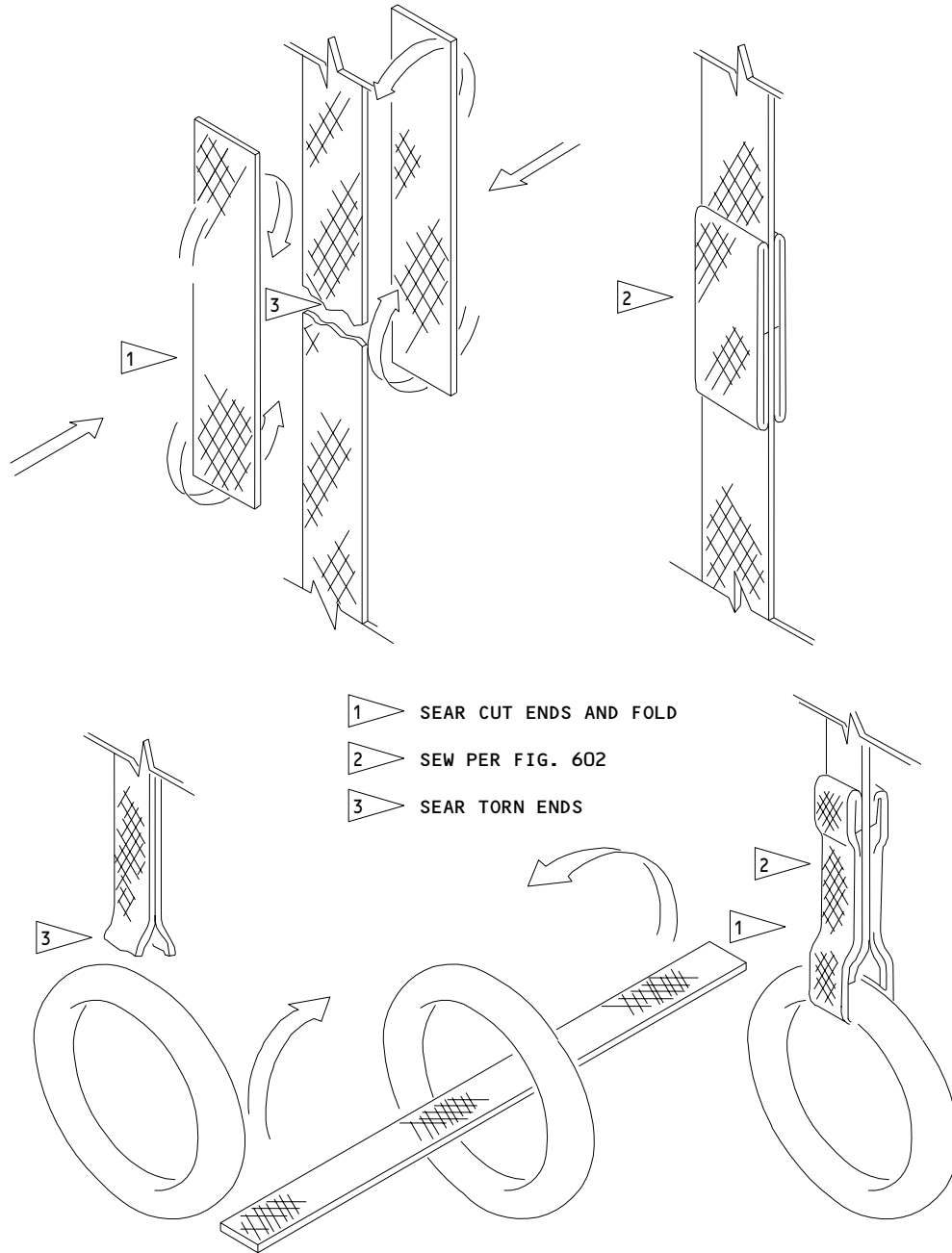
25-50-11

REPAIR 7-1

Page 604

Mar 01/04

01.1



- 1 SEAR CUT ENDS AND FOLD
- 2 SEW PER FIG. 602
- 3 SEAR TORN ENDS

Web Belt Repair
 Figure 603

25-50-11

REPAIR 7-1

01.1

Page 605

Mar 01/04

STRAP ASSEMBLY – REPAIR 8-1

457T7110-1, -8

NOTE: Refer to REPAIR – GENERAL for list of applicable standard practices.

1. Repair

A. Webbing (15, 35, 40, 45, IPL Fig. 20)

- (1) Cut two strips of webbing not less than 8 inches in length.
- (2) Sear the strip ends to prevent unraveling.
- (3) Sear torn ends to prevent unraveling.
- (4) Lay new strips coincident with old webbing and centered about tear.
- (5) Fold each strip end under at least 1 1/2 belt-widths as shown in Fig. 601.
- (6) Sew along web belts with 7 ± 1 stitches per inch as shown in Fig. 602, using white nylon thread, size E as specified in Materials par. 3.

2. Replacement

A. Fastener, snap button (5, 10; IPL Fig. 20)

- (1) Use standard industry practices to replace snap fasteners.

B. End fittings (20, 25; IPL Fig. 20) and sleeving (30)

- (1) Use standard industry practices to replace end fittings and sleeve maintaining dimensions in Fig. 603.

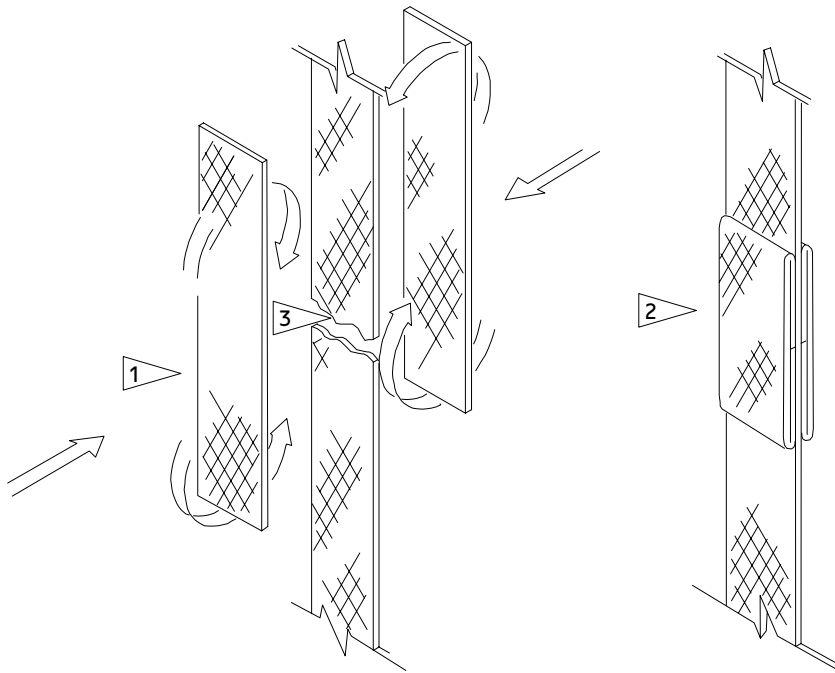
25-50-11

REPAIR 8-1

Page 601

Mar 01/04

01.1



- 1 SEAR CUT ENDS AND FOLD
- 2 SEW PER FIG. 602
- 3 SEAR TORN ENDS

Web Belt Repair
Figure 601

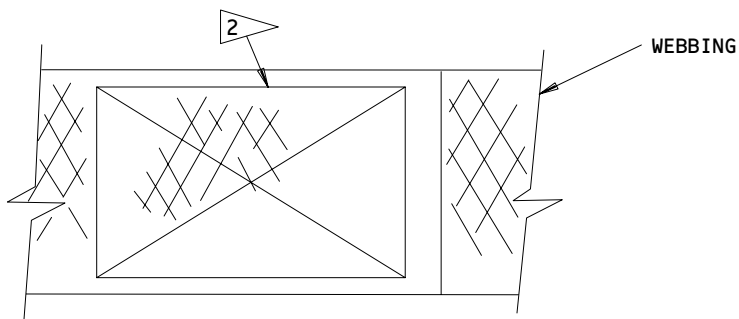
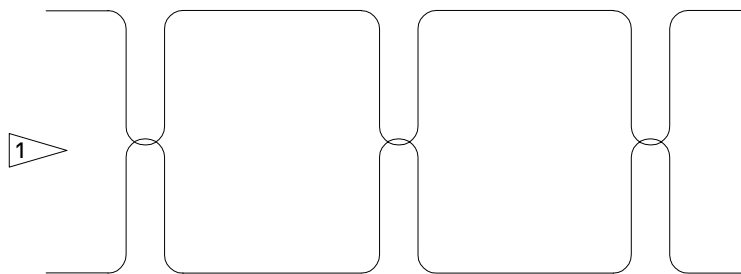
25-50-11

REPAIR 8-1

Page 602

Mar 01/04

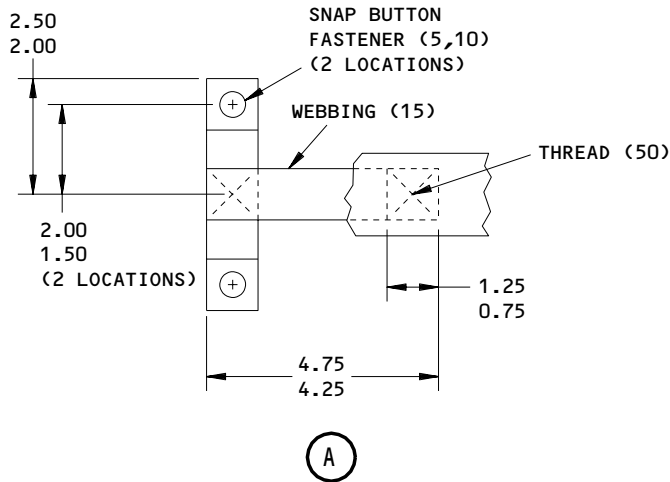
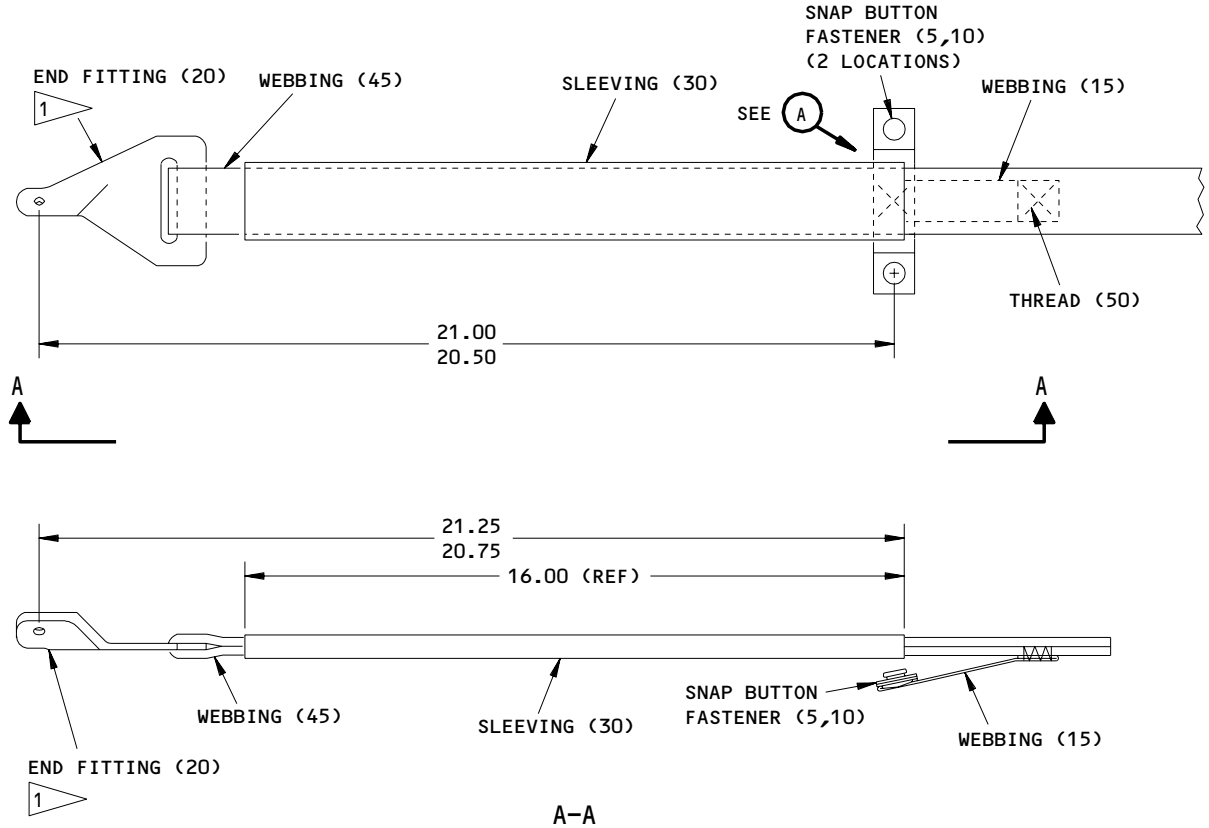
01.1



1 STITCH PATTERN FOR ATTACHING FABRIC
TO WEBBING WITH 6 TO 8 STITCHES PER
INCH ALLOWABLE

2 STITCH PATTERN FOR SEWING WEBBING
TO WEBBING WITH 6 TO 8 STITCHES
PER INCH ALLOWABLE

Stitch and Seam Patterns
Figure 602



457T7110-1

Dimensions for Parts Replacement
 Figure 603 (Sheet 1)

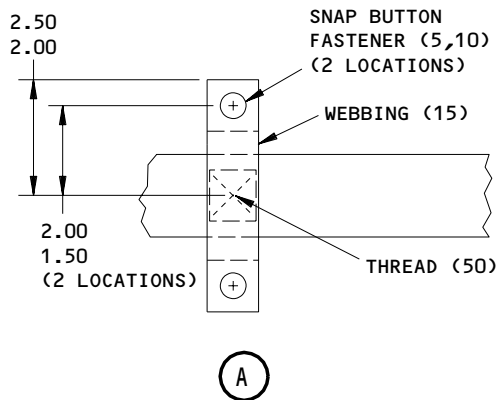
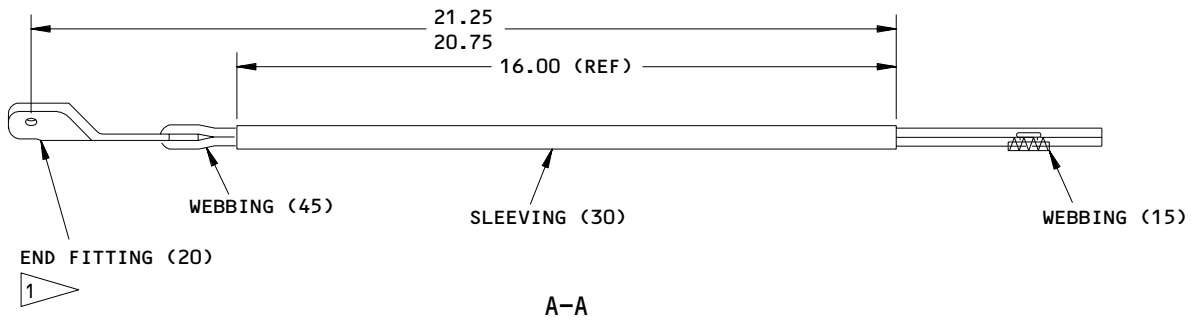
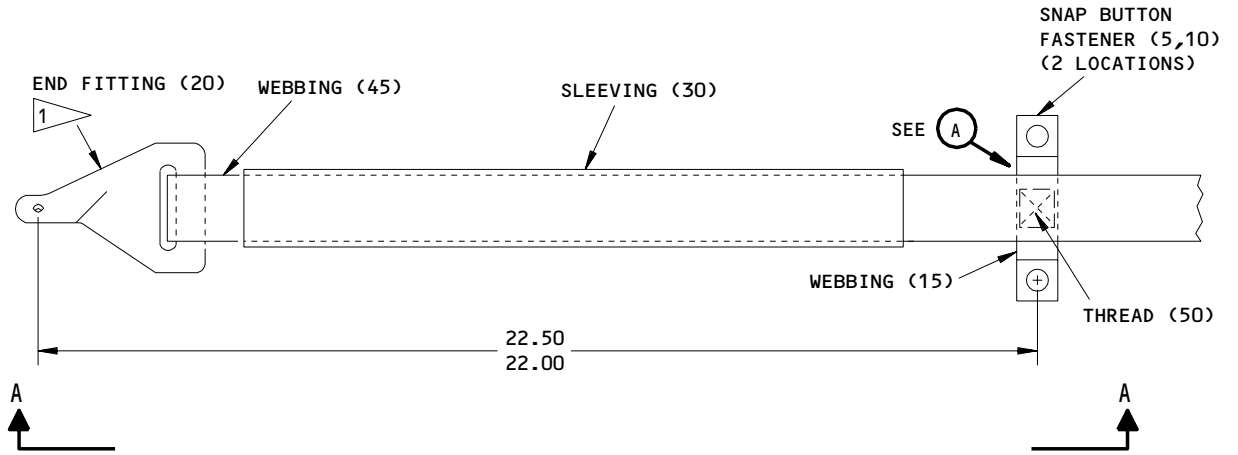
25-50-11

REPAIR 8-1

Page 604

Mar 01/04

01.1



457T7110-8

Dimensions for Parts Replacement
 Figure 603 (Sheet 2)

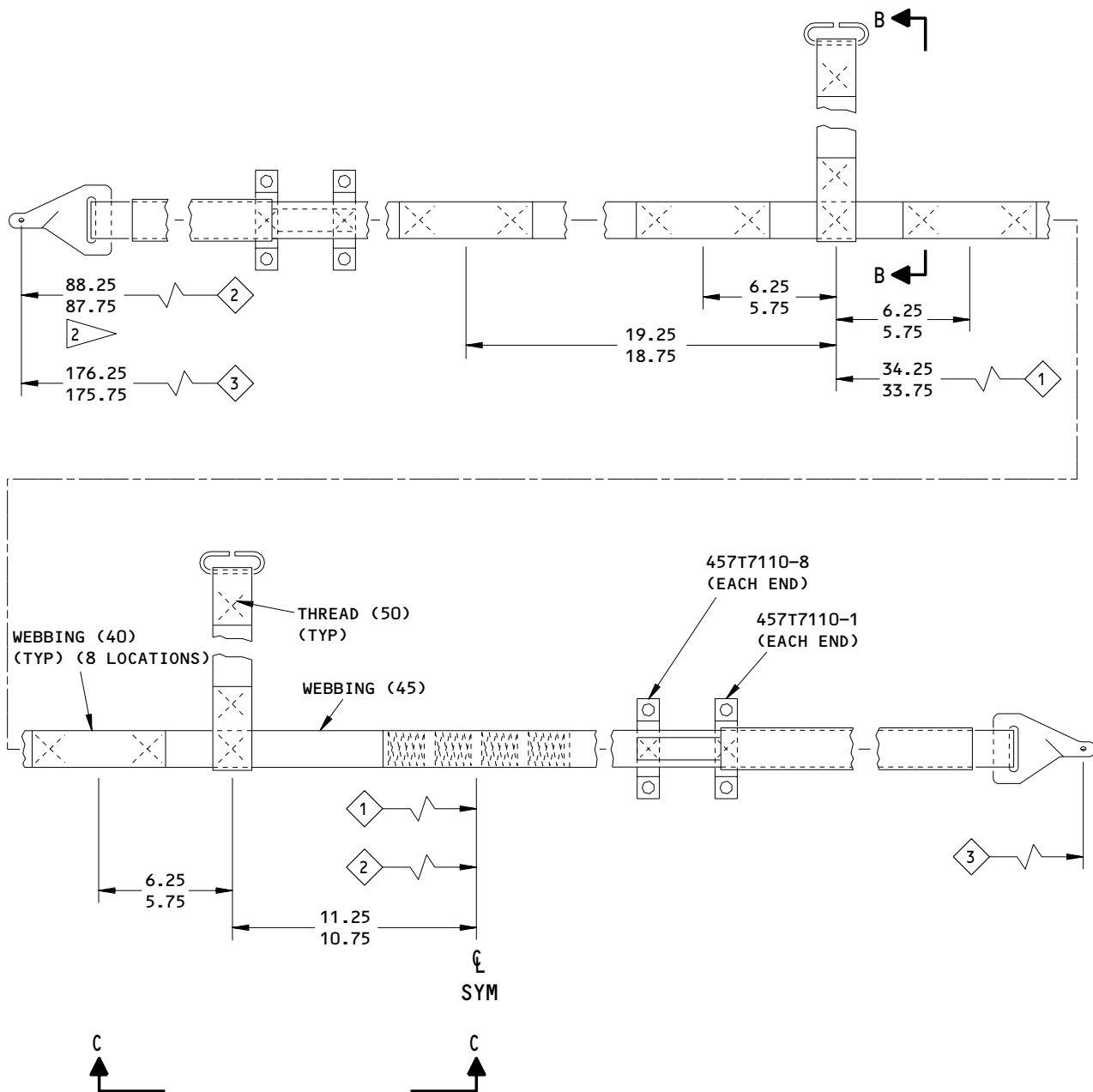
25-50-11

REPAIR 8-1

Page 605

Mar 01/04

01.1



457T7110-1 SHOWN
 457T7110-8 AS NOTED

Dimensions for Parts Replacement
 Figure 603 (Sheet 3)

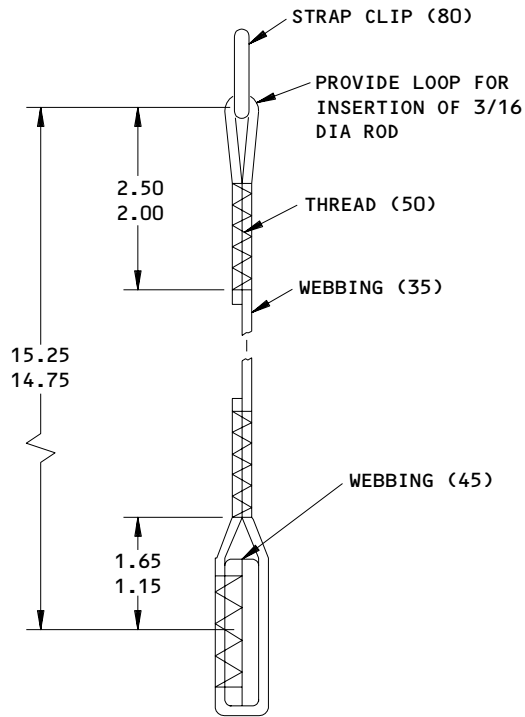
25-50-11

REPAIR 8-1

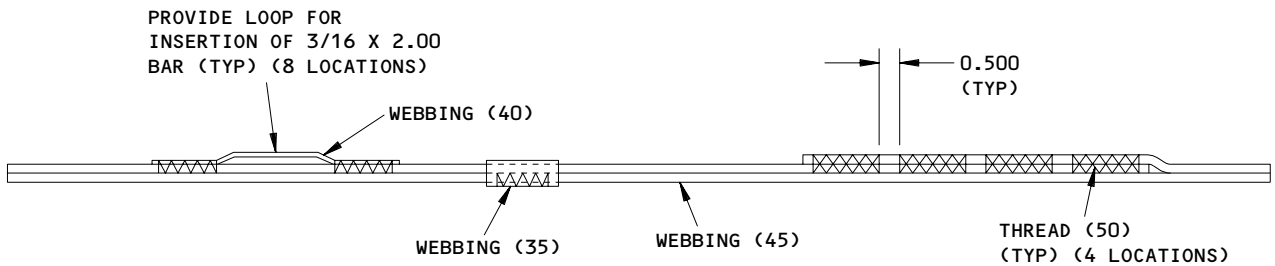
Page 606

Mar 01/04

01.1



B-B



C-C

- 1 ITEM 25 OPPOSITE PART TO ITEM 20
- 2 SYMMETRICAL TO LEFT SIDE. USE SAME REPAIR AND DIMENSIONS FOR BOTH SIDES.

ITEM NUMBERS REFER TO IPL FIG. 20
 ALL DIMENSIONS ARE IN INCHES

457T7110-1,-8

Dimensions for Parts Replacement
 Figure 603 (Sheet 4)

25-50-11

REPAIR 8-1

Page 607

Mar 01/04

01.1

NET ASSEMBLY – REPAIR 9-1

452T3505-1, -2, -3, -4, -48, -49, -58

NOTE: Refer to REPAIR – GENERAL for list of applicable standard practices.

1. Repair

A. Fabric (80 thru 95, IPL Fig. 21; 80 thru 85, IPL Fig. 22; 105, IPL Fig. 23; 35 thru 50, IPL Fig. 24; 25 thru 35, IPL Fig. 25; 25, IPL Fig. 26)

(1) Locate four webbing strips that surround torn or worn fabric as shown in Repair 1-1, Fig. 601.

NOTE: The four webbing strips generally form a square or rectangular pattern. This pattern will be referred to as the square in subsequent instructions.

(2) Mark fabric one belt width from inner edge of web square.

(3) Cut around lined border to remove damaged fabric. Cut corner slits in border to facilitate step (5) below.

(4) Cut section of new fabric one web belt width wider than outer dimensions of web square.

(5) Fold belt-width fabric strip back over web square and tuck new fabric piece under this fold. Orient fabric so that smooth side is exposed.

(6) Sew along web belts with 7 ± 1 stitches per inch as shown in Fig. 602, using size E thread.

NOTE: Seams are permitted only along web belts.

B. Webbing (25 thru 75, IPL Fig. 21; 25 thru 75, IPL Fig. 22; 25 thru 100, IPL Fig. 23; 30, IPL Fig. 24; 20, IPL Fig. 25; 20, IPL Fig. 26)

CAUTION: DO NOT ALLOW STITCHING ON LOAD-BEARING WEBBING TO PENETRATE INSULATION.

REPAIRS ALONG VERTICAL WEBBING MUST MEET STRENGTH REQUIREMENTS AS LISTED IN REPAIR – GENERAL, TABLE 601.

(1) Cut two strips of webbing not less than 8 inches in length.

(2) Sear strip ends to prevent unraveling.

(3) Sear torn ends to prevent unraveling.

25-50-11

REPAIR 9-1

01.1

Page 601

Mar 01/04

- (4) Lay new strips coincident with old webbing and centered about tear.
- (5) Fold each strip end under at least 1-1/2 belt widths as shown in Repair 1-1, Fig. 603.
- (6) Sew in Repair 1-1, Fig. 602 using size FF thread.

2. Replacement

CAUTION: REPAIRS ALONG VERTICAL WEBBING MUST MEET STRENGTH REQUIREMENTS AS LISTED IN REPAIR - GENERAL, TABLE 601.

- A. Tiedowns and fittings (5, 10, 15, IPL Fig. 21, 22, 23, 24, 26; 5, 10, IPL Fig. 25)
 - (1) Use standard industry practices to replace hardware items, when damaged, and sew per Repair 1-1, Fig. 602, using size FF thread.
- B. Ring (20, IPL Fig. 21, 22, 24; 15, IPL Fig. 25)
 - (1) Use standard industry practices to replace rings. Sew per Repair 1-1, Fig. 602 using size FF thread. Maintain dimension shown in Repair 1-1, Fig. 604.

25-50-11

REPAIR 9-1

01.1

Page 602

Mar 01/04

ILLUSTRATED PARTS LIST

1. This section lists and illustrates replaceable or repairable component parts. The Illustrated Parts Catalog contains a complete explanation of the Boeing part numbering system.
2. Indentures show parts relationships as follows:

Assembly

Detail Parts for Assembly

Subassembly

Attaching Parts for Subassembly

Detail Parts for Subassembly

Detail Installation Parts (Included only if installation parts may be returned to shop as part of assembly)

3. One use code letter (A, B, C, etc.) is assigned in the EFF CODE column for each variation of top assembly. All listed parts are used on all top assemblies except when limitations are shown by use code letter opposite individual part entries.
4. Letter suffixes (alpha-variants) are added to item numbers for optional parts, Service Bulletin modification parts, configuration differences (except left- and right-hand parts), product improvement parts, and parts added between two sequential item numbers. The alpha-variant is not shown on illustrations when appearance and location of all variants of the part is the same.
5. Service Bulletin modifications are shown by the notations PRE SB XXXX and POST SB XXXX.
 - A. When a new top assembly part number is assigned by Service Bulletin, the notations appear at the top assembly level only. The configuration differences at detail part level are then shown by use code letter.
 - B. When the top assembly part number is not changed by the Service Bulletin, the notations appear at the detail part level.

6. Parts Interchangeability

Optional
(OPT)

The parts are optional to and interchangeable with other parts having the same item number.

Supersedes, Superseded By
(SUPSDS, SUPSD BY)

The part supersedes and is not interchangeable with the original part.

Replaces, Replaced By
(REPLS, REPLD BY)

The part replaces and is interchangeable with, or is an alternate to, the original part.

25-50-11

ILLUSTRATED PARTS LIST

01.1

Page 1001

Mar 01/04

VENDORS

00779 TYCO ELECTRONICS CORP
2800 FULLING MILL ROAD PO BOX 3608
MIDDLETOWN, PENNSYLVANIA 17057
FORMERLY AMP INC; FORMERLY V04618

15814 DANIELS, C R, INCORPORATED
3451 ELLICOTT CENTER DRIVE
ELLICOTT CITY, MARYLAND 21043-4112
FORMERLY IN COLUMBIA, MARYLAND

16880 AIR CARRIER INTERIORS INCORPORATED
22645 76TH AVENUE SOUTH
KENT, WASHINGTON 98032-1922

31272 ANCRA CORPORATION
4880 ROSECRANS AVENUE
HAWTHORNE, CALIFORNIA 90250
FORMERLY IN EL SEGUNDO, CALIFORNIA

32707 AIR CARGO EQUIPMENT CORPORATION
2930 EAST MARIA STREET
EAST RANCHO DOMINGUEZ, CALIFORNIA 90220
FORMERLY IN TULSA, OKLAHOMA
FORMERLY V95957 AAR BROOKS & PERKINS

76691 NATIONAL TELEPHONE SUPPLY COMPANY
5100 SUPERIOR AVENUE
CLEVELAND, OHIO 44103-1240

95957 AAR BROOKS & PERKINS SEE V32707 AIR CARGO EQUIPMENT CORP

98313 DAVIS AIRCRAFT PRODUCTS CO INC
1150 WALNUT AVENUE PO BOX 525
BOHEMIA, NEW YORK 11716-2105
FORMERLY IN NORTHPORT, NEW YORK

99862 CARR LANE MANUFACTURING COMPANY
4200 CARR LANE CT
ST. LOUIS, MISSOURI 63119-2129

25-50-11

ILLUSTRATED PARTS LIST
01.1 Page 1002
Mar 01/04

PART NUMBER	AIRLINE PART NO.	FIG.	ITEM	TTL REQ
A5771		19	5A	2
A6908		7	20D	2
		9	17A	2
		9	20A	1
		24	15B	8
		25	10B	7
		26	10B	4
A8513-10		24	20B	7
		25	15B	7
		27	30C	8
BACF22U3		1	286	4
		2	286	4
		12	95A	7
		15	90A	3
		27	45A	6
		30	45	6
		31	45	4
BACF222U3		28	50A	4
CCI1009-1A		1	155C	5
		2	170C	4
		13	10B	4
CC1500-1		28	35	8
CC15000-1		9	10B	7
		9	12	1
CL5F		1	286	4
		2	286	4
		12	95A	7
		15	90A	3
		27	45A	6
		30	45	6
		31	45	4
DBS1011W06ST		27	30B	8
FD2876-1		19	5	2
J52T3211-10		5	40	1
MS20230GBP10		1	287A	8
		2	287	8
		12	105	14
		15	100	6
		27	55	12
		28	60	8
		30	55	12
		31	55	8

25-50-11

ILLUSTRATED PARTS LIST
01.1 Page 1003
Mar 01/04

PART NUMBER	AIRLINE PART NO.	FIG.	ITEM	TTL REQ
MS20230WBP10		1	288A	8
		2	288	8
MS20230WBP10		12	110	14
		15	105	6
		27	60	12
		28	65	8
		30	60	12
		31	60	8
MS27980-1N		20	5	4
MS27980-6N		20	10	4
WB10730		19	10	4
10730		1	145	10
		1	195	5
		2	165	9
		2	215	5
		6	5	5
		8	25	6
		9	20	1
		10	25A	7
		11	30A	3
		12	25A	7
		13	5	9
		14	15	5
		15	30A	3
		16	25A	13
		21	15A	9
		22	15A	4
		23	15A	4
		24	15	8
		25	10	7
		26	10	4
		27	15A	5
		28	25A	4
		29	10	7
		30	15A	5
		31	25A	4

25-50-11

ILLUSTRATED PARTS LIST
 01.1 Page 1004
 Mar 01/04

PART NUMBER	AIRLINE PART NO.	FIG.	ITEM	TTL REQ
10730-513		30	20A	1
		31	20A	1
11251		7	20C	2
		9	17	2
		9	18A	1
		9	20B	1
1700M		2	286A	3
		12	95	7
		15	90	3
		27	45	6
1700M		28	50	4
		30	45A	6
		31	45A	4
21510-51		7	13	7
		7	15	7
		9	10	7
		9	12A	1
		11	20	8
		14	10	7
		15	20	8
		24	25	7
		26	15	7
		28	35A	8
		31	35A	8
21510-52		23	20A	7
21520-51		7	10	7
		7	12	7
22140W22-18TC2		10	20	15
		12	20	15
22141W22-6TC2		2	87	8
		3	78	8
		28	30C	8
22141W28-8TC2		2	175	7
		3	20	7
		4	20	7
		13	15	7
		13	25	7
		29	15	7
22142W18-19TC2		30	30A	8
		31	30A	8
22142W22-6		21	20A	7
		22	20A	7
22340-51W6		27	30D	8

25-50-11

ILLUSTRATED PARTS LIST
01.1 Page 1005
Mar 01/04

PART NUMBER	AIRLINE PART NO.	FIG.	ITEM	TTL REQ		
22340-51W6TC2		24	20	7		
		25	15	7		
22916-51		7	20B	2		
		9	15	2		
24089-51		1	200	5		
		2	220	5		
		6	10	6		
		8	15	8		
		10	15A	1		
		11	5A	1		
24089-51		12	15A	1		
		14	5	6		
		15	5A	1		
		16	5A	1		
		29	5	8		
		30	10B	1		
		31	5B	1		
		323681		1	286	4
				2	286	4
				12	95A	7
15	90A			3		
27	45A			6		
30	45			6		
31	45			4		
34321				1	286	4
		2	286	4		
		12	95A	7		
		15	90A	3		
		27	45A	6		
		30	45	6		
		31	45	4		
		40039-12 40041-11		8	5	2
1	200A			5		
2	220A			5		
6	10A			6		
8	20			8		
10	15			1		
11	5			1		
12	15			1		
14	5A			6		
15	5			1		
16	5			1		
27	10A			1		
28	5A			1		
29	5A			8		
30	10A			1		
31	5A			1		

25-50-11

ILLUSTRATED PARTS LIST
01.1 Page 1006
Mar 01/04

PART NUMBER	AIRLINE PART NO.	FIG.	ITEM	TTL REQ		
40041-12		27	10	1		
		28	5	1		
		30	10	1		
		31	5	1		
		31	5	1		
40041-14		10	10	1		
		11	10	1		
		12	10	1		
		15	10	1		
40041-14		16	20	1		
		21	10	1		
		22	5	3		
		24	10	7		
		25	5	7		
		28	10	1		
		31	10	1		
		40041-15		2	30A	11
				3	10A	11
4	5A			11		
5	10A			11		
7	5A			5		
9	5A			6		
10	5			8		
11	15			2		
12	5			8		
15	15			2		
16	10			4		
27	5			7		
28	15			3		
30	5			7		
31	15			3		
40041-16		1	155B	5		
		2	170B	4		
		13	10A	4		
		16	15	7		
		21	5	8		
		22	10	1		
		23	10B	3		
		24	5	1		
		26	5	4		
		7	10A	7		
40045-10		7	15A	7		
		9	10A	7		
		9	12B	1		
		14	10A	7		
		23	20	7		

25-50-11

ILLUSTRATED PARTS LIST
01.1 Page 1007
Mar 01/04

PART NUMBER	AIRLINE PART NO.	FIG.	ITEM	TTL REQ
40053-10		24	20A	7
		25	15A	7
40053-11		27	30E	8
40171W22-6		2	87A	8
		3	78A	8
40171W22-6		10	20B	15
		12	20A	15
		28	30B	8
40171W28-8		2	175A	7
		3	20A	7
		4	20A	7
		13	15A	7
		13	25A	7
		29	15A	7
40172W18-6		30	30	8
		31	30	8
40172W22-6		21	20	7
		22	20	7
40248-101		8	10	2
40340-10		1	145A	10
		1	195A	5
		2	165A	9
		2	215A	5
		6	5A	5
		8	30	6
		9	20E	1
		13	5A	9
		14	15A	5
		21	15	9
		22	15	4
		23	15	4
		24	15A	8
		25	10A	7
		26	10A	4
		29	10A	7

25-50-11

ILLUSTRATED PARTS LIST
 01.1 Page 1008
 Mar 01/04

PART NUMBER	AIRLINE PART NO.	FIG.	ITEM	TTL REQ	
40340-20		7	20E	2	
		9	17B	2	
		9	18	2	
		9	20D	1	
		10	25	7	
		11	30	3	
		12	25	7	
		15	30	3	
		16	25	13	
		27	15	5	
		28	25	4	
		30	15	5	
		31	25	4	
	42302-101		10	10A	1
		42302-101	11	10A	1
			12	10A	1
			15	10A	1
			16	20A	1
			21	10A	1
			22	5A	3
			24	10A	7
			25	5A	7
			31	10A	1
			42302-102		2
		3		10	11
		4		5	11
		5		10	11
		7		5	5
		9		5	6
		10		5A	8
		11		15A	2
	12	5A		8	
	15	15A		2	
	16	10A		4	
	27	5A		7	
	28	15A		3	
	30	5A		7	
42302-103		1		155	5
		2	170	4	
		13	10	4	
		16	15A	7	
		21	5A	8	
		22	10A	1	
		23	10A	3	
		24	5A	1	
		26	5A	4	

25-50-11

ILLUSTRATED PARTS LIST
01.1 Page 1009
Mar 01/04

PART NUMBER	AIRLINE PART NO.	FIG.	ITEM	TTL REQ		
42546-10		10	35	1		
		11	25	1		
		12	35	1		
		15	25	1		
		27	20	1		
		28	20	1		
		30	20	1		
		31	20	1		
		42847-10		7	21	2
				9	15B	2
				31	15A	3
43202-102		7	20A	2		
43280-10		9	15A	2		
43655-10		24	25A	7		
		26	15A	7		
		31	35	8		
		1	202	8		
44004-10		2	225	8		
44192-10		2	25	11		
		3	15	11		
		4	10	11		
		5	20	11		
		10	30	2		
		12	30	2		
		27	25	2		
		30	25	2		
		44192-11		2	25A	11
				5	20A	11
452T3211-1		2	20	1		
452T3211-10		5	5	1		
		2	55	1		
		3	45	1		
		4	40	1		
452T3211-100		1	2E	RF		
		12	1A	RF		
452T3211-101		12	90	1		
452T3211-102		12	155	1		
452T3211-103		12	170	1		
452T3211-104		12	175	1		
		27	120	1		
		30	110	1		
452T3211-105		12	140	1		
452T3211-106		12	145	1		

25-50-11

 ILLUSTRATED PARTS LIST
 01.1 Page 1010
 Mar 01/04

PART NUMBER	AIRLINE PART NO.	FIG.	ITEM	TTL REQ
452T3211-107		12	125	1
452T3211-108		12	135	1
452T3211-109		12	120	1
452T3211-11		2	75	1
		3	70	1
		4	70	1
		5	65	1
452T3211-110		12	130	1
452T3211-111		12	100	7
		27	50	1
		30	50	1
452T3211-112		12	115	1
452T3211-12		2	80	1
		3	75	1
		4	65	1
452T3211-12		5	50	1
452T3211-150		1	4H	RF
		27	1	RF
452T3211-17		2	130	1
		3	110	1
452T3211-18		2	125	1
		3	115	1
		12	160	1
		27	105	1
		30	100	1
452T3211-19		2	145	1
		3	130	1
452T3211-20		2	150	1
		3	135	1
452T3211-21		2	155	1
		3	140	1
452T3211-22		2	160	1
		3	145	1
452T3211-23		2	135	1
		3	120	1
		12	150	1
452T3211-24		2	140	1
		3	125	1
		12	165	1
		27	110	1
		30	95	1
452T3211-27		2	105A	1
		3	85A	1
452T3211-28		2	115A	1
		3	90A	1
452T3211-29		2	100A	1
		3	95A	1

25-50-11

ILLUSTRATED PARTS LIST
01.1 Page 1011
Mar 01/04

PART NUMBER	AIRLINE PART NO.	FIG.	ITEM	TTL REQ
452T3211-30		2	110A	1
		3	100A	1
452T3211-32		2	120A	1
		3	105A	1
452T3211-36		2	85	8
		3	76	8
452T3211-39		3	60	1
		4	55	1
452T3211-4		2	60	6
		5	45	6
452T3211-40		3	50	6
		4	45	6
452T3211-41		4	50	7
452T3211-42		1	4	RF
		4	1	RF
452T3211-45		3	150	1
		4	75A	1
		5	70A	1
452T3211-46		3	155	1
		4	80A	1
		5	75A	1
452T3211-47		1	4G	RF
		5	1	RF
452T3211-48		1	2B	RF
		3	1B	RF
452T3211-5		2	40	9
		3	30	9
		4	25	9
		5	25	9
452T3211-51		1	2A	RF
		2	1A	RF
452T3211-54		2	95A	1
		3	80B	1
452T3211-55		2	123	1
		3	107	1
452T3211-57		3	5A	1
452T3211-58		1	2C	RF
		3	1C	RF
452T3211-59		1	2D	RF
		10	1	RF
452T3211-6		2	45	1
		3	35	1
		4	30	1
		5	30	1
452T3211-60		10	45	7
		12	45	7

25-50-11

 ILLUSTRATED PARTS LIST
 01.1 Page 1012
 Mar 01/04

PART NUMBER	AIRLINE PART NO.	FIG.	ITEM	TTL REQ
452T3211-61		10	50	1
		12	50	1
452T3211-62		10	55	1
		12	55	1
452T3211-63		10	60	1
		12	60	1
452T3211-64		10	80	1
		12	80	1
452T3211-65		10	75	1
		12	75	1
452T3211-66		10	70	1
		12	70	1
452T3211-67		10	65	5
		12	65	5
452T3211-68		10	85	1
		12	85	1
452T3211-69		10	90	1
452T3211-7		2	65	1
		5	55	1
452T3211-71		10	40	8
		12	40	8
452T3211-73		27	65	1
452T3211-74		27	40	1
452T3211-75		27	35A	1
		30	35	1
452T3211-76		27	75	1
452T3211-77		27	70	1
452T3211-78		27	80	1
		30	70	1
452T3211-79		27	100	1
		30	90	1
452T3211-8		2	70	1
		3	65	1
		4	60	1
		5	60	1
452T3211-80		27	85	1
		30	75	1
452T3211-81		27	90	1
		30	80	1
452T3211-82		27	115	1
		30	105	1
452T3211-83		27	95	1
452T3211-84		30	40	1
452T3211-85		30	65	1
452T3211-86		30	85	1
452T3211-87		1	4J	RF
		30	1A	RF

25-50-11

ILLUSTRATED PARTS LIST
01.1 Page 1013
Mar 01/04

PART NUMBER	AIRLINE PART NO.	FIG.	ITEM	TTL REQ
452T3211-9		2	50	1
		3	40	1
		4	35	1
		5	35	1
		5	35	1
452T3212-1		1	12C	RF
		7	1	RF
452T3212-10		7	60B	1
452T3212-13		1	12E	RF
		7	1A	RF
452T3212-14		7	60	1
452T3212-16		1	12F	RF
		9	1	RF
452T3212-17		7	45A	1
		9	30	1
452T3212-18		9	35	1
452T3212-19		1	12M	RF
		7	1B	RF
452T3212-2		7	30	1
		9	25	1
452T3212-20		1	12N	RF
452T3212-21		9	1A	RF
		7	11	7
452T3212-22		1	12P	RF
		9	1B	RF
452T3212-23		9	30A	1
452T3212-24		9	35A	1
452T3212-3		7	25	1
452T3212-4		7	35	1
452T3212-5		7	40	1
452T3212-6		7	45	1
452T3212-7		7	50	1
452T3212-8		7	55	1
452T3213-1		1	5	RF
452T3213-11		1	185A	1
452T3213-12		1	6	RF
		2	5	RF
452T3213-13		2	195	1
		13	50	1
452T3213-14		2	190	5
		13	45	5
452T3213-15		2	200	1
		13	55	1
452T3213-16		2	205	1

25-50-11

 ILLUSTRATED PARTS LIST
 01.1 Page 1014
 Mar 01/04

PART NUMBER	AIRLINE PART NO.	FIG.	ITEM	TTL REQ
452T3213-18		1	6A	RF
		13	1A	RF
452T3213-19		13	20	7
452T3213-2		1	158	1
452T3213-20		13	30	7
452T3213-21		13	70	1
452T3213-22		13	65	5
452T3213-23		13	60	2
452T3213-3		1	160	1
452T3213-4		1	165	3
		2	180	3
452T3213-4		13	35	3
452T3213-5		1	170	1
		2	185	1
		13	40	1
452T3213-6		1	175	5
452T3213-7		1	180	1
452T3214-100		1	12L	RF
		15	1A	RF
452T3214-101		15	85	1
452T3214-102		15	125	1
452T3214-103		15	175	1
		28	110	1
		31	105	1
452T3214-104		15	170	1
		28	105	1
		31	100	1
452T3214-105		15	160	1
		28	100	1
		31	95	1
452T3214-106		15	150	1
		28	90	1
		31	85	1
452T3214-107		15	135	1
452T3214-108		15	145	1
452T3214-109		15	130	1
452T3214-110		15	140	1
452T3214-111		15	75	1
452T3214-112		15	120	1
452T3214-150		1	10C	RF
		28	1	RF
452T3214-16		1	280	1
		2	275	1

25-50-11

ILLUSTRATED PARTS LIST
01.1 Page 1015
Mar 01/04

PART NUMBER	AIRLINE PART NO.	FIG.	ITEM	TTL REQ
452T3214-17		1	275	1
		2	280	1
452T3214-18		1	270	1
		2	270	1
452T3214-24		1	315	1
		2	320	1
452T3214-25		1	320	1
		2	325	1
452T3214-26		1	325	1
		2	330	1
		28	120	1
452T3214-264		15	165	1
452T3214-27		2	335	1
452T3214-28		1	335	1
		2	340	1
452T3214-29		1	340	1
		2	345	1
		15	155	1
		28	95	1
		31	90	1
452T3214-32		2	290A	1
452T3214-33		2	295A	1
452T3214-34		1	300A	1
		2	300A	1
452T3214-35		1	305A	1
		2	305A	1
452T3214-36		1	310A	1
		2	310A	1
452T3214-38		1	313A	1
		2	315A	1
		28	85	1
452T3214-4		1	220	2
		2	260	2
452T3214-40		1	190A	1
		2	210	1
452T3214-41		1	257	2
		2	240	2
452T3214-42		1	265A	1
		2	245	1
452T3214-43		1	232	5
		2	235	5
452T3214-47		2	285A	1

25-50-11

ILLUSTRATED PARTS LIST
01.1 Page 1016
Mar 01/04

PART NUMBER	AIRLINE PART NO.	FIG.	ITEM	TTL REQ
452T3214-48		1	12A	RF
		2	10A	RF
452T3214-5		1	225	2
		2	265	2
452T3214-50		1	314	2
		2	317	2
		15	115	2
452T3214-51		15	110	2
452T3214-53		1	289A	4
		2	289A	4
		15	95	3
		28	55	1
		31	50	1
452T3214-54		1	10B	RF
452T3214-56		1	292	2
452T3214-57		1	295B	1
452T3214-58		1	285B	1
452T3214-59		1	290B	1
452T3214-6		1	210	1
		2	250	1
452T3214-60		1	330A	1
452T3214-61		1	12G	RF
		2	10B	RF
452T3214-62		2	285B	1
452T3214-63		1	12H	RF
		11	1A	RF
452T3214-64		11	60	1
		15	55	1
452T3214-65		11	65	1
		15	60	1
452T3214-66		11	70	1
		15	65	1
452T3214-67		11	75	1
		15	70	1
452T3214-68		11	80	1
		15	80	1
452T3214-69		11	55	1
		15	50	1
452T3214-7		1	215	1
		2	255	1
452T3214-70		11	45	1
		15	40	1
452T3214-71		11	40	6
		15	35	6
452T3214-72		11	35	1

25-50-11

ILLUSTRATED PARTS LIST
01.1 Page 1017
Mar 01/04

PART NUMBER	AIRLINE PART NO.	FIG.	ITEM	TTL REQ
452T3214-74		11	50	1
		15	45	1
452T3214-82		28	45	1
452T3214-83		28	40	1
452T3214-84		28	75	1
		31	75	1
452T3214-85		28	70	1
		31	65	1
452T3214-86		28	80	1
		31	80	1
452T3214-87		28	115	1
		31	115	1
452T3214-88		31	110	1
452T3214-89		31	40	1
452T3214-90		1	10D	RF
		31	1A	RF
452T3214-91		31	70	1
452T3217-1		1	12B	RF
		6	1	RF
452T3217-10		6	60	1
452T3217-11		6	55A	1
		14	70A	1
452T3217-12		6	60A	1
452T3217-15		1	12D	RF
		6	1A	RF
452T3217-16		6	56	1
		14	30	1
452T3217-17		6	32	1
		14	65	1
452T3217-18		6	60B	1
		14	75	1
452T3217-19		6	37	1
452T3217-2		6	20	5
		14	55	5
452T3217-20		6	60C	1
		14	75A	1
452T3217-21		1	12J	RF
		14	1A	RF
452T3217-22		14	35	4
452T3217-23		14	40	1
452T3217-24		14	45	1
452T3217-25		14	25	1
452T3217-26		1	12K	RF
		14	1B	RF

25-50-11

 ILLUSTRATED PARTS LIST
 01.1 Page 1018
 Mar 01/04

PART NUMBER	AIRLINE PART NO.	FIG.	ITEM	TTL REQ
452T3217-27		1	17	RF
		29	1A	RF
452T3217-28		14	80	1
		29	35	1
452T3217-29		14	67	1
		29	25	1
452T3217-3		6	25	1
		14	60	1
452T3217-31		29	30	1
452T3217-32		1	12Q	RF
		14	1C	RF
452T3217-4		6	30	1
452T3217-5		6	35	2
		6	36	1
452T3217-6		6	40	1
452T3217-7		6	45	1
452T3217-8		6	50	1
452T3217-8		14	50	1
452T3217-9		6	55	1
		14	70	1
452T3271-1		1	205	2
		2	35	2
		2	230A	2
		3	25	2
		4	15	2
		5	15	2
		6	15	2
		14	20	2
		29	20	2
452T3303-1		1	6B	RF
		16	1A	RF
452T3303-10		16	30	5
452T3303-11		16	45	1
452T3303-12		16	55	1

25-50-11

ILLUSTRATED PARTS LIST
01.1 Page 1019
Mar 01/04

PART NUMBER	AIRLINE PART NO.	FIG.	ITEM	TTL REQ
452T3303-15		16	85	1
452T3303-2		16	60	1
452T3303-3		16	65	1
452T3303-4		16	70	9
452T3303-5		16	75	1
452T3303-6		16	80	1
452T3303-7		16	50	1
452T3303-8		16	40	1
452T3303-9		16	35	1
452T3502-1		1	13	RF
		8	1	RF
452T3502-10		8	65	1
452T3502-11		8	70	1
452T3502-12		8	75	1
452T3502-2		8	35	1
452T3502-3		8	40	4
452T3502-4		8	45	6
452T3502-5		8	50	2
452T3502-6		8	55	1
452T3502-7		8	60	2
452T3505-1		1	15A	RF
		21	1A	RF
452T3505-10		21	60	1
452T3505-11		21	65	1
452T3505-12		21	70	1
452T3505-13		21	75	1
452T3505-14		21	80	1
452T3505-15		21	85	1
452T3505-16		21	90	1
452T3505-17		21	95	1
452T3505-2		1	15B	RF
		22	1A	RF

25-50-11

 ILLUSTRATED PARTS LIST
 01.1 Page 1020
 Mar 01/04

PART NUMBER	AIRLINE PART NO.	FIG.	ITEM	TTL REQ
452T3505-20		22	25	1
452T3505-21		22	45	1
452T3505-22		22	50	1
452T3505-23		22	55	1
452T3505-24		22	60	1
452T3505-25		22	65	1
452T3505-26		22	70	1
452T3505-27		22	75	1
452T3505-28		22	80	1
452T3505-29		22	85	1
452T3505-3		1	15C	RF
		23	1A	RF
452T3505-30		23	30	1
452T3505-31		23	35	1
452T3505-32		23	40	1
452T3505-33		23	45	1
452T3505-34		23	50	1
452T3505-35		23	60	1
452T3505-36		23	65	1
452T3505-37		23	70	1
452T3505-38		23	75	1
452T3505-39		23	80	1
452T3505-4		1	16A	RF
		23	5	RF
452T3505-40		23	85	1
452T3505-41		23	90	1
452T3505-42		23	95	1
452T3505-43		23	100	1
452T3505-44		23	105	1
452T3505-45		21	40	1
452T3505-46		22	40	1
452T3505-47		21	35	7
		22	30	2
452T3505-48		1	15D	RF
		24	1A	RF
452T3505-49		1	15E	RF
		25	1A	RF
452T3505-5		21	25	1
452T3505-50		24	30	1
		25	20	1
		26	20	1

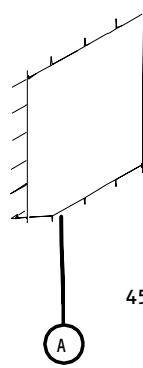
25-50-11

ILLUSTRATED PARTS LIST
01.1 Page 1021
Mar 01/04

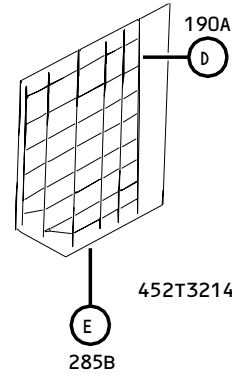
PART NUMBER	AIRLINE PART NO.	FIG.	ITEM	TTL REQ
452T3505-51		24	35	1
452T3505-52		24	40	1
452T3505-53		24	45	1
452T3505-54		24	50	1
452T3505-55		25	25	1
452T3505-56		25	30	1
452T3505-57		25	35	1
452T3505-58		1	15F	RF
		26	1A	RF
452T3505-59		26	25	1
452T3505-6		21	30	8
		22	35	2
		23	25	1
452T3505-7		21	45	1
452T3505-8		21	50	1
452T3505-9		21	55	1
45387-11		1	202A	8
		2	225A	8
457T7110-1		1	9	RF
		20	1	RF
457T7110-2		20	45	1
457T7110-3		20	35	4
457T7110-4		20	40	8
457T7110-5		20	30	2
457T7110-6		20	50	1
457T7110-7		20	15	2
		20	16	2
457T7110-8		1	9A	RF
		20	1A	RF
457T7121-1		20	25	1
457T7121-2		20	20	1
65-33298-2		1	14	RF
		19	1A	RF
65-33298-3		19	20	2
65-33298-4		19	15	2
69B63546-3		20	80	4

25-50-11

 ILLUSTRATED PARTS LIST
 01.1 Page 1022
 Mar 01/04

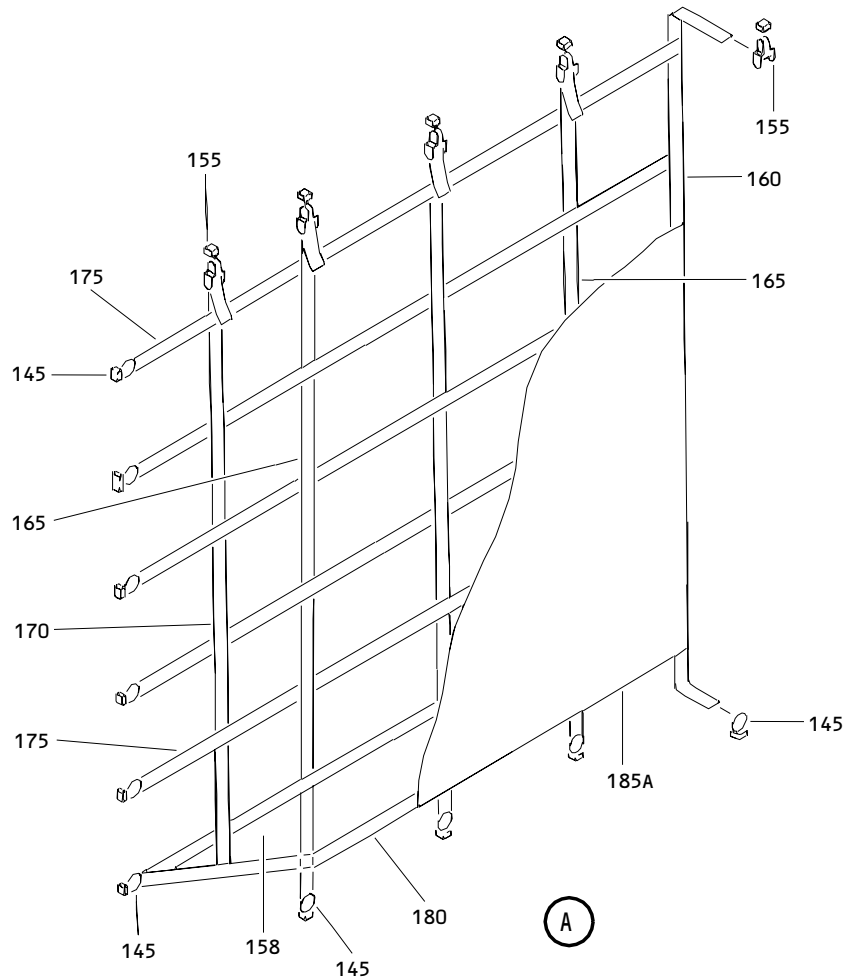


452T3213 SERIES



452T3214 SERIES

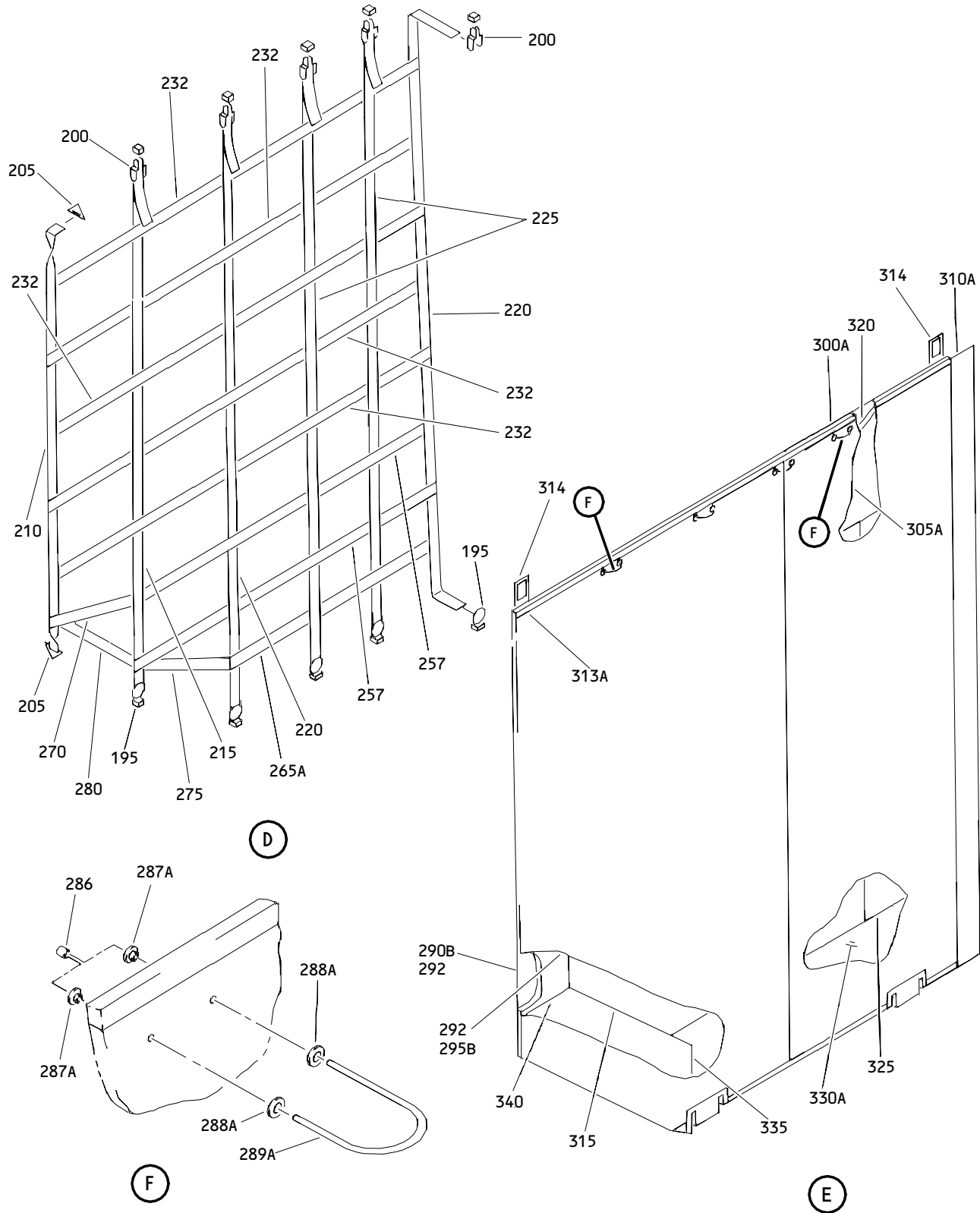
285B



Bulk Cargo Compartment Net Assembly
 Figure 1 (Sheet 1)

25-50-11

ILLUSTRATED PARTS LIST
 01.1 Page 1023
 Mar 01/04



**Bulk Cargo Compartment Net Assembly
 Figure 1 (Sheet 2)**

25-50-11

**ILLUSTRATED PARTS LIST
 01.1 Page 1024
 Mar 01/04**

FIG. & ITEM	PART NO.	AIRLINE PART NUMBER	NOMENCLATURE 1234567	EFF CODE	QTY PER ASSY
01-					
-1	452T3211-2		DELETED		
-1A	452T3211-50		DELETED		
-2	452T3211-33		DELETED		
-2A	452T3211-51		NET ASSY-BULK CARGO COMPT COMPT DIVIDER (FOR DETAILS SEE FIG. 2)	D	RF
-2B	452T3211-48		NET ASSY-BULK CARGO COMPT COMPT DIVIDER (FOR DETAILS SEE FIG. 3)	M	RF
-2C	452T3211-58		NET ASSY-BULK CARGO COMPT COMPT DIVIDER (FOR DETAILS SEE FIG. 2)	T	RF
-2D	452T3211-59		NET ASSY-BULK CARGO COMPT COMPT DIVIDER (FOR DETAILS SEE FIG. 10)	U	RF
-2E	452T3211-100		NET ASSY-BULK CARGO COMPT COMPT DIVIDER (FOR DETAILS SEE FIG. 12)	X	RF
-3	452T3211-37		DELETED		
-3A	452T3211-52		DELETED		
-4	452T3211-42		NET ASSY-BULK CARGO COMPT COMPT DIVIDER (FOR DETAILS SEE FIG. 4)	F	RF
-4G	452T3211-47		NET ASSY-BULK CARGO COMPT COMPT DIVIDER (FOR DETAILS SEE FIG. 5)	G	RF
-4H	452T3211-150		NET ASSY-BULK CARGO COMPT COMPT DIVIDER (FOR DETAILS SEE FIG. 27)	AS	RF
R -4J	452T3211-87		NET ASSY-BULK CARGO COMPT COMPT DIVIDER (FOR DETAILS SEE FIG. 30)	AT	RF

25-50-11

ILLUSTRATED PARTS LIST
01.1 Page 1025
Mar 01/04

FIG. & ITEM	PART NO.	AIRLINE PART NUMBER	NOMENCLATURE 1234567	EFF CODE	QTY PER ASSY
01-5	452T3213-1		NET ASSY-BULK CARGO COMPT DOOR	B	RF
-6	452T3213-12		NET ASSY-BULK CARGO COMPT DOOR	H	RF
-6A	452T3213-18		(FOR DETAILS SEE FIG. 2) NET ASSY-BULK CARGO COMPT DOOR	Y	RF
-6B	452T3303-1		(FOR DETAILS SEE FIG. 13) NET ASSY-AFT LOWER LOBE CARGO COMPT, FWD DIVIDER	AC	RF
-7	452T3303-16		(FOR DETAILS SEE FIG. 16) DELETED		
-7A	452T3303-19		DELETED		
-9	457T7110-1		STRAP ASSY-HIGH CARGO RESTRAINT	AG	RF
-9A	457T7110-8		(FOR DETAILS SEE FIG. 20) STRAP ASSY-HIGH CARGO RESTRAINT	A	RF
-10	452T3214-2		(FOR DETAILS SEE FIG. 20) DELETED		
-10A	452T3214-46		DELETED		
-10B	452T3214-54		NET ASSY-BULK CARGO COMPT DOOR	Q	RF
-10C	452T3214-150		NET ASSY-BULK CARGO COMPT DOOR	AD	RF
R -10D	452T3214-90		(FOR DETAILS SEE FIG. 28) NET ASSY-BULK CARGO COMPT DOOR	AU	RF
			(FOR DETAILS SEE FIG. 31)		

25-50-11

 ILLUSTRATED PARTS LIST
 01.1 Page 1026
 Mar 01/04

FIG. & ITEM	PART NO.	AIRLINE PART NUMBER	NOMENCLATURE 1234567	EFF CODE	QTY PER ASSY
01-					
-12	452T3214-39		DELETED		
-12A	452T3214-48		NET ASSY-BULK CARGO COMPT DOOR (FOR DETAILS SEE FIG. 2)	J	RF
-12B	452T3217-1		NET ASSY-BULK CARGO COMPT. DIVIDER (PRE SB 767-21-0038RT3) (FOR DETAILS SEE FIG. 6)	K	RF
-12C	452T3212-1		NET ASSY-BULK CARGO COMPT DOOR PROTECTOR (FOR DETAILS SEE FIG. 7)	L	RF
-12D	452T3217-15		NET ASSY-BULK CARGO COMPT. DIVIDER (POST SB 767-21-0038R3) (FOR DETAILS SEE FIG. 6)	N	RF
-12E	452T3212-13		NET ASSY-BULK CARGO COMPT DOOR PROTECTOR (FOR DETAILS SEE FIG. 7)	R	RF

25-50-11

ILLUSTRATED PARTS LIST
01.1 Page 1027
Mar 01/04

FIG. & ITEM	PART NO.	AIRLINE PART NUMBER	NOMENCLATURE 1234567	EFF CODE	QTY PER ASSY
01- -12F	452T3212-16		NET ASSY-CARGO COMPT DOOR PROTECTOR WITH WASTE TANK ENCLOSURE (FOR DETAILS SEE FIG. 9)	S	RF
-12G	452T3214-61		NET ASSY-BULK CARGO COMPT DOOR (FOR DETAILS SEE FIG. 2)	V	RF
-12H	452T3214-63		NET ASSY-BULK CARGO COMPT DIVIDER (FOR DETAILS SEE FIG. 11)	W	RF
-12J	452T3217-21		NET ASSY-BULK CARGO COMPT DIVIDER (FOR DETAILS SEE FIG. 14)	Z	RF
-12K	452T3217-26		NET ASSY-BULK CARGO COMPT DIVIDER (FOR DETAILS SEE FIG. 14)	AA	RF
-12L	452T3214-100		NET ASSY-BULK CARGO COMPT DIVIDER (FOR DETAILS SEE FIG. 15)	AB	RF
-12M	452T3212-19		NET ASSY-BULK CARGO COMPT DOOR PROTECTOR (FOR DETAILS SEE FIG. 7)	C	RF
-12N	452T3212-20		NET ASSY-BULK CARGO COMPT DOOR PROTECTOR (FOR DETAILS SEE FIG. 9)	E	RF
-12P	452T3212-22		NET ASSY-CARGO COMPT DOOR PROTECTOR WITH WASTE TANK ENCLOSURE (FOR DETAILS SEE FIG. 9)	AE	RF
-12Q	452T3217-32		NET ASSY-BULK CARGO COMPT DIVIDER (FOR DETAILS SEE FIG. 14)	AR	RF
-13	452T3502-1		NET ASSY-CARGO COMPT DOOR PROTECTOR (FOR DETAILS SEE FIG. 8)	P	RF
-14	65-33298-2		NET ASSY-PERSONNEL SAFETY (FOR DETAILS SEE FIG. 19)	AF	RF
15	452T3211-1		DELETED		

25-50-11

ILLUSTRATED PARTS LIST
01.1 Page 1028
Mar 01/04

FIG. & ITEM	PART NO.	AIRLINE PART NUMBER	NOMENCLATURE 1234567	EFF CODE	QTY PER ASSY
01- -15A	452T3505-1		NET ASSY-BARRIER BULK CARGO LONGITUDINAL (FOR DETAILS SEE FIG. 21)	AH	RF
-15B	452T3505-2		NET ASSY-BARRIER BULK CARGO LONGITUDINAL (FOR DETAILS SEE FIG. 22)	AJ	RF
-15C	452T3505-3		NET ASSY-BARRIER BULK CARGO TRANSVERSE (FOR DETAILS SEE FIG. 23)	AK	RF
-15D	452T3505-48		NET ASSY-BARRIER BULK CARGO LONGITUDINAL (FOR DETAILS SEE FIG. 24)	AM	RF
-15E	452T3505-49		NET ASSY-BARRIER BULK CARGO LONGITUDINAL (FOR DETAILS SEE FIG. 25)	AN	RF
-15F	452T3505-58		NET ASSY-BARRIER BULK CARGO LONGITUDINAL (FOR DETAILS SEE FIG. 26)	AP	RF
-16	452T3214-39		DELETED		
-16A	452T3505-4		NET ASSY-BARRIER BULK CARGO TRANSVERSE (FOR DETAILS SEE FIG. 23)	AL	RF
-17	452T3217-27		NET ASSY-BULK CARGO COMPT DIVIDER (FOR DETAILS SEE FIG. 29)	AQ	RF
20	22384-51		DELETED		
-20A	40044-10		DELETED		
20B	44192-10		DELETED		
25	42302-102		DELETED		
-25A	40041-15		DELETED		
30	452T3271-1		DELETED		
35	452T3211-5		DELETED		
40	452T3211-6		DELETED		
45	452T3211-9		DELETED		
50	452T3211-10		DELETED		
55	452T3211-4		DELETED		
60	452T3211-7		DELETED		

25-50-11

ILLUSTRATED PARTS LIST
01.1 Page 1029
Mar 01/04

FIG. & ITEM	PART NO.	AIRLINE PART NUMBER	NOMENCLATURE 1234567	EFF CODE	QTY PER ASSY
01-					
65	452T3211-8		DELETED		
70	452T3211-11		DELETED		
75	452T3211-12		DELETED		
80	452T3211-3		DELETED		
80A	452T3211-53		DELETED		
85	452T3211-13		DELETED		
85A	452T3211-27		DELETED		
90	452T3211-14		DELETED		
90A	452T3211-28		DELETED		
95	452T3211-15		DELETED		
95A	452T3211-29		DELETED		
100	452T3211-16		DELETED		
100A	452T3211-30		DELETED		
103	452T3211-31		DELETED		
103A	452T3211-32		DELETED		
104	452T3211-55		DELETED		
105	452T3211-17		DELETED		
110	452T3211-18		DELETED		
115	452T3211-23		DELETED		
120	452T3211-24		DELETED		
125	452T3211-19		DELETED		
130	452T3211-20		DELETED		
135	452T3211-21		DELETED		
140	452T3211-22		DELETED		
145	10730		. FITTING-TIEDOWN (V32707) (OPT ITEM 145A)	B	10
-145A	40340-10		. FITTING-TIEDOWN (V31272) (OPT ITEM 145)	B	10
150	24089-51		DELETED		
-150A	40041-11		DELETED		

25-50-11

 ILLUSTRATED PARTS LIST
 01.1 Page 1030
 Mar 01/04

FIG. & ITEM	PART NO.	AIRLINE PART NUMBER	NOMENCLATURE 1234567	EFF CODE	QTY PER ASSY
01-					
-150B	40041-16		DELETED		
-150C	42302-103		DELETED		
155	42302-103		.FITTING-TRACK (V32707) (OPT ITEMS 155B, 155C)	B	5
-155A	40041-10		DELETED		
-155B	40041-16		.FITTING-TRACK (V31272) (OPT ITEMS 155, 155C)	B	5
-155C	CCI1009-1A		.FITTING-BREAKAWAY (V16880) (OPT ITEMS 155, 155B)	B	5
158	452T3213-2		.WEBBING	B	1
160	452T3213-3		.WEBBING	B	1
165	452T3213-4		.WEBBING	B	3
170	452T3213-5		.WEBBING	B	1
175	452T3213-6		.WEBBING	B	5
180	452T3213-7		.WEBBING	B	1
185	452T3213-8		DELETED		
185A	452T3213-11		.FABRIC-NYLON	B	1
190	452T3214-1		DELETED		
190A	452T3214-40		.NET ASSY	Q	1
195	10730		..FITTING-TIEDOWN (V32707) (OPT ITEM 195A)	Q	5
-195A	40340-10		..FITTING-TIEDOWN (V31272) (OPT ITEM 195)	Q	5
200	24089-51		..TIEDOWN-ADJUSTABLE (V32707) (OPT ITEM 200A)	Q	5

25-50-11

ILLUSTRATED PARTS LIST
01.1 Page 1031
Mar 01/04

FIG. & ITEM	PART NO.	AIRLINE PART NUMBER	NOMENCLATURE 1234567	EFF CODE	QTY PER ASSY
01- -200A	40041-11		..TIEDOWN-ADJUSTABLE (V31272) (OPT ITEM 200)	Q	5
202	44004-10		..FITTING-LATCH (V31272) (OPT ITEM 202A)	Q	8
-202A	45387-11		..FITTING-LATCH (V31272) (OPT ITEM 202)	Q	8
205	452T3271-1		..CLIP-ATTACH	Q	2
210	452T3214-6		..WEBBING	Q	1
215	452T3214-7		..WEBBING	Q	1
220	452T3214-4		..WEBBING	Q	2
225	452T3214-5		..WEBBING	Q	2
230	452T3214-12		DELETED		
232	452T3214-43		..WEBBING	Q	5
235	452T3214-11		DELETED		
240	452T3214-10		DELETED		
245	452T3214-9		DELETED		
250	452T3214-8		DELETED		
255	452T3214-14		DELETED		
257	452T3214-41		..WEBBING	Q	2
260	452T3214-13		DELETED		
265	452T3214-15		DELETED		
265A	452T3214-42		..WEBBING	Q	1
270	452T3214-18		..WEBBING	Q	1
275	452T3214-17		..WEBBING	Q	1
280	452T3214-16		..WEBBING	Q	1
285	452T3214-3		DELETED		
285A	452T3214-47		DELETED		
285B	452T3214-58		.INSULATION ASSY	Q	1
286	34321		..FERRULE- (V00779) (SPEC BACF22U3) (OPT 323681 (V00779)) (OPT CL5F (V99862))	Q	4

25-50-11

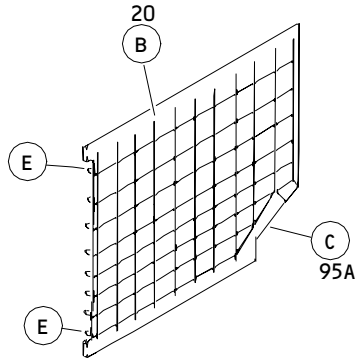
 ILLUSTRATED PARTS LIST
 01.1 Page 1032
 Mar 01/04

FIG. & ITEM	PART NO.	AIRLINE PART NUMBER	NOMENCLATURE 1234567	EFF CODE	QTY PER ASSY
01-					
287	MS2023GBP10		DELETED		
287A	MS20230GBP10		..GROMMET	Q	8
288	MS2023WBP10		DELETED		
288A	MS20230WBP10		..WASHER	Q	8
289	452T3214-49		DELETED		
289A	452T3214-53		..CORD-NYLON	Q	4
290	452T3214-19		DELETED		
290A	452T3214-32		DELETED		
290B	452T3214-59		..FABRIC-NYLON	Q	1
292	452T3214-56		..FABRIC-NYLON	Q	2
295	452T3214-20		DELETED		
295A	452T3214-33		DELETED		
295B	452T3214-57		..FABRIC-NYLON	Q	1
300	452T3214-21		DELETED		
300A	452T3214-34		..FABRIC-NYLON	Q	1
305	452T3214-22		DELETED		
305A	452T3214-35		..FABRIC-NYLON	Q	1
310	452T3214-23		DELETED		
310A	452T3214-36		..FABRIC-NYLON	Q	1
313	452T3214-37		DELETED		
313A	452T3214-38		..FABRIC-NYLON	Q	1
314	452T3214-50		..FABRIC-NYLON	Q	2
315	452T3214-24		..INSULATION	Q	1
320	452T3214-25		..INSULATION-FOAM	Q	1
325	452T3214-26		..INSULATION-FOAM	Q	1
330	452T3214-27		DELETED		
330A	452T3214-60		..INSULATION-FOAM	Q	1
335	452T3214-28		..INSULATION-FOAM	Q	1
340	452T3214-29		..INSULATION-FOAM	Q	1

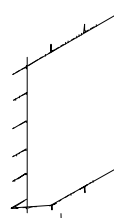
- Item Not Illustrated

25-50-11

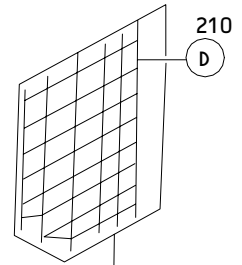
ILLUSTRATED PARTS LIST
01.1 Page 1033
Mar 01/04



452T3211 SERIES

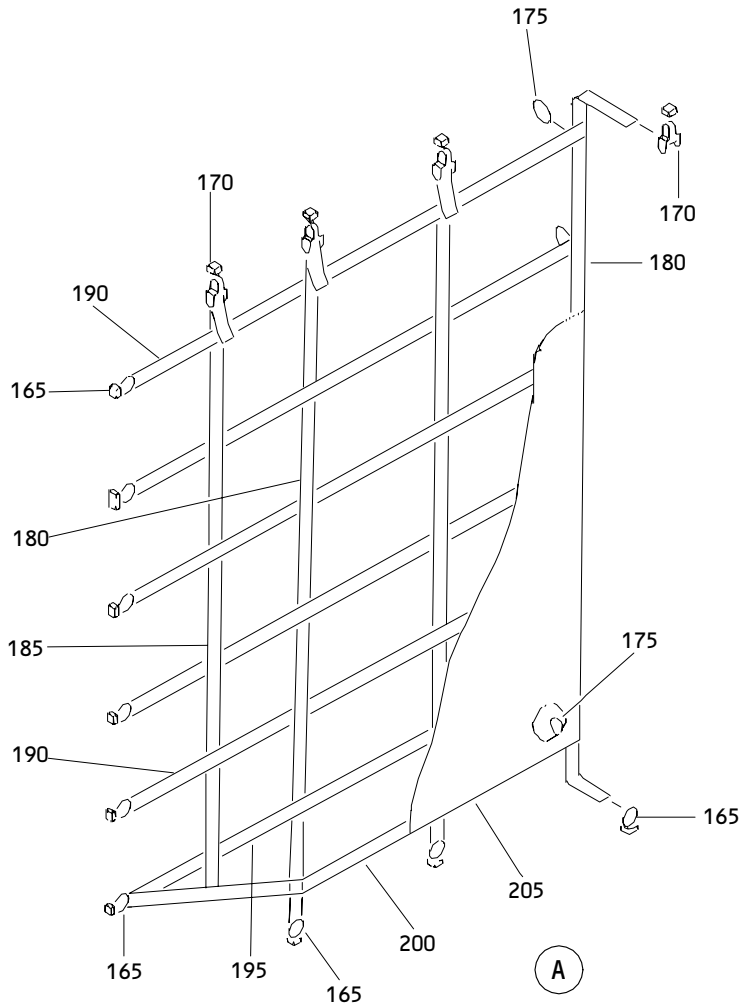


452T3213 SERIES



452T3214 SERIES

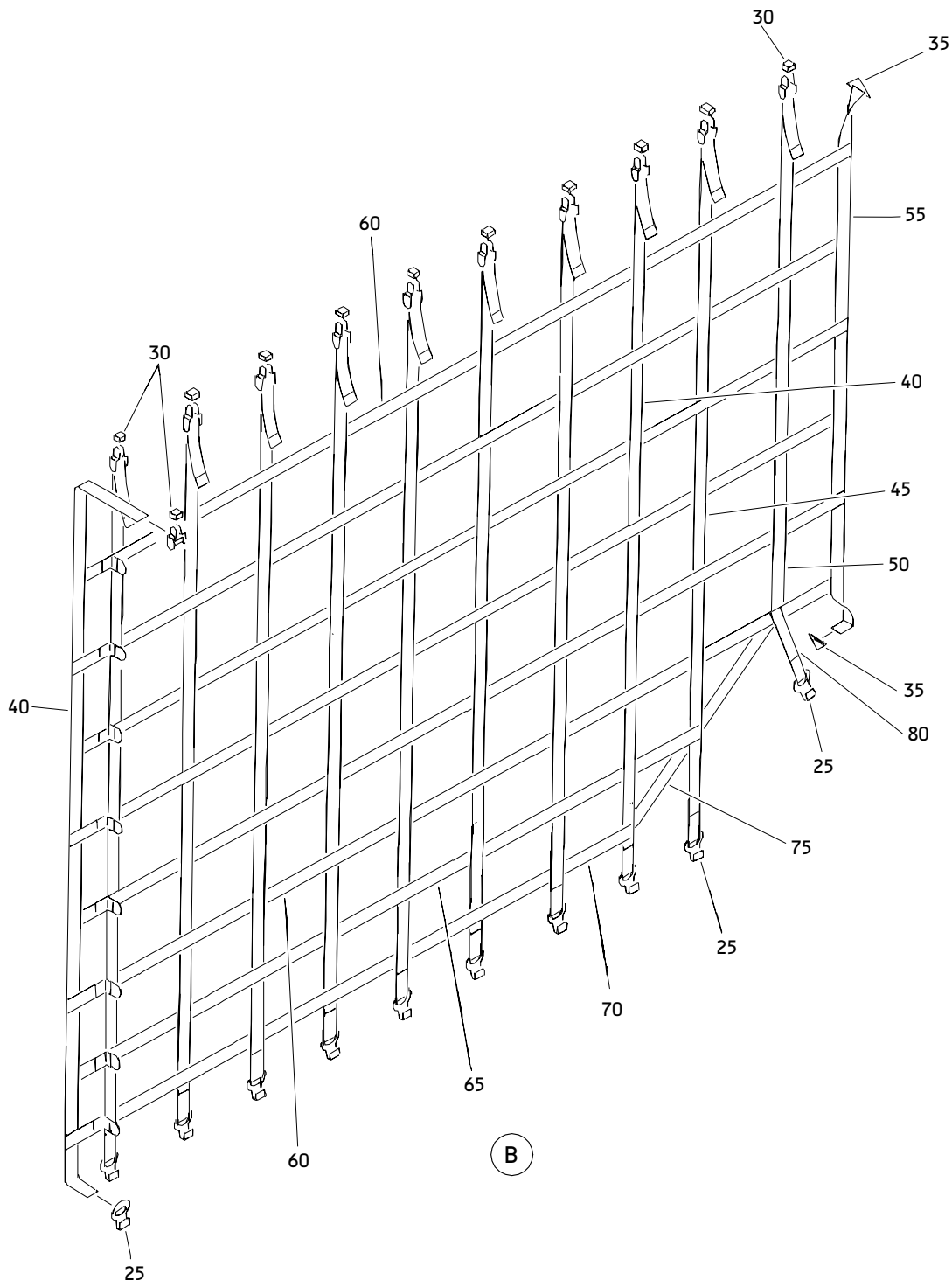
F
 285A



Bulk Cargo Compartment Divider and Door Net Assembly
 Figure 2 (Sheet 1)

25-50-11

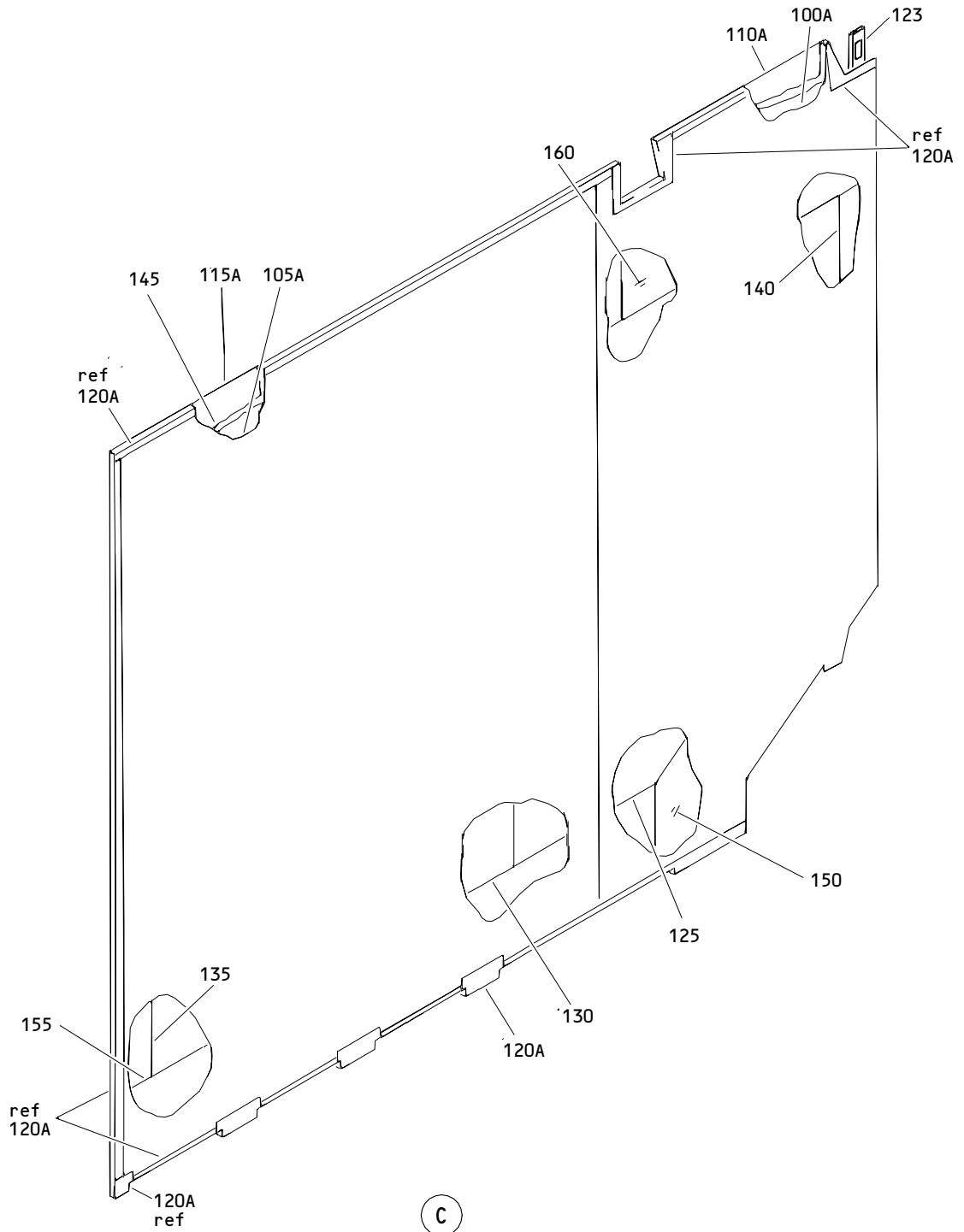
ILLUSTRATED PARTS LIST
 01.1 Page 1035
 Mar 01/04



Bulk Cargo Compartment Divider and Door Net Assembly
Figure 2 (Sheet 2)

25-50-11

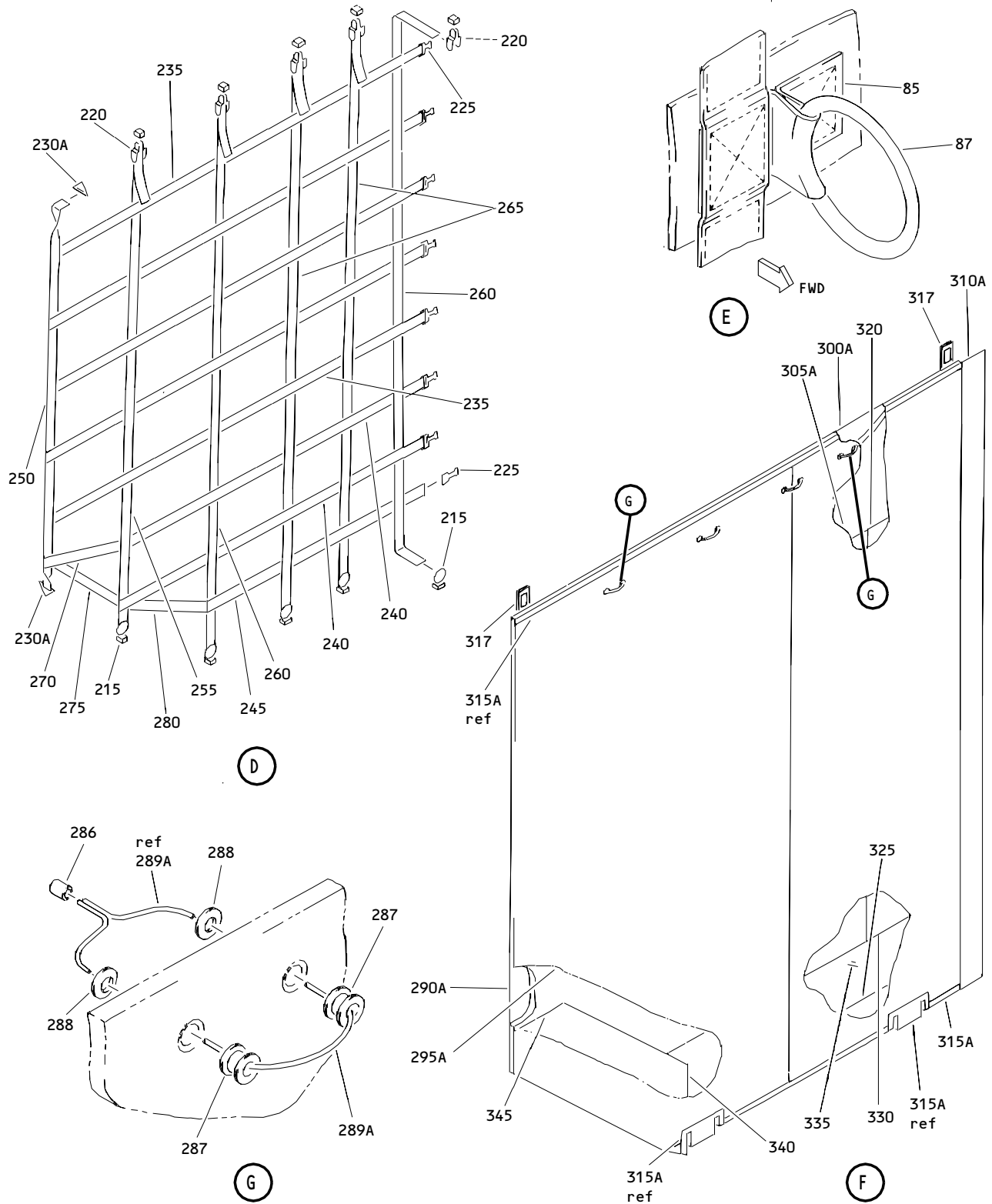
ILLUSTRATED PARTS LIST
01.1 Page 1036
Mar 01/04



Bulk Cargo Compartment Divider and Door Net Assembly
Figure 2 (Sheet 3)

25-50-11

ILLUSTRATED PARTS LIST
01.1 Page 1037
Mar 01/04



**Bulk Cargo Compartment Divider and Door Net Assembly
 Figure 2 (Sheet 4)**

25-50-11

**ILLUSTRATED PARTS LIST
 01.1 Page 1038
 Mar 01/04**

FIG. & ITEM	PART NO.	AIRLINE PART NUMBER	NOMENCLATURE 1234567	EFF CODE	QTY PER ASSY
02-			DELETED		
-1	452T3211-33		DELETED		
-1A	452T3211-51		NET ASSY-BULK CARGO COMPT COMPT DIVIDER	D	RF
-5	452T3213-12		NET ASSY-BULK CARGO COMPT DOOR	H	RF
-10	452T3214-39		DELETED		
-10A	452T3214-48		NET ASSY-BULK CARGO COMPT DOOR	J	RF
-10B	452T3214-61		NET ASSY-BULK CARGO COMPT DOOR	V	RF
20	452T3211-1		.NET ASSY	D	1
25	44192-10		..HOOK ASSY- (V31272) (44192-10 CAN BE REPLACED BY BUT NOT REPLACE 44192-11)	D	11
-25A	44192-11		..HOOK ASSY- (V31272) (44192-10 CAN BE REPLACED BY BUT NOT REPLACE 44192-11)	D	11
30	42302-102		..FITTING-TRACK (V32707) (OPT ITEM 30A)	D	11
-30A	40041-15		..FITTING-TRACK (V31272) (OPT ITEM 30)	D	11
35	452T3271-1		..CLIP-ATTACH	D	2
40	452T3211-5		..WEBBING	D	9
45	452T3211-6		..WEBBING	D	1
50	452T3211-9		..WEBBING	D	1
55	452T3211-10		..WEBBING	D	1

25-50-11

ILLUSTRATED PARTS LIST
01.1 Page 1039
Mar 01/04

FIG. & ITEM	PART NO.	AIRLINE PART NUMBER	NOMENCLATURE 1234567	EFF CODE	QTY PER ASSY
02-					
60	452T3211-4		..WEBBING	D	6
65	452T3211-7		..WEBBING	D	1
70	452T3211-8		..WEBBING	D	1
75	452T3211-11		..WEBBING	D	1
80	452T3211-12		..WEBBING	D	1
85	452T3211-36		.WEBBING	D	8
87	22141W22-6TC2		.RING- (V95957) (OPT ITEM 87A)	D	8
-87A	40171W22-6		.RING- (V31272) (OPT ITEM 87)	D	8
95	452T3211-35		DELETED		
95A	452T3211-54		.INSULATION ASSY	D	1
100	452T3211-15		DELETED		
100A	452T3211-29		..FABRIC-NYLON	D	1
105	452T3211-13		DELETED		
105A	452T3211-27		..FABRIC-NYLON	D	1
110	452T3211-16		DELETED		
110A	452T3211-30		..FABRIC-NYLON	D	1
115	452T3211-14		DELETED		
115A	452T3211-28		..FABRIC-NYLON	D	1
120	452T3211-31		DELETED		
120A	452T3211-32		..FABRIC-NYLON	D	1
123	452T3211-55		..FABRIC-NYLON	D	1
125	452T3211-18		..INSULATION	D	1
130	452T3211-17		..INSULATION	D	1
135	452T3211-23		..INSULATION-FOAM	D	1
140	452T3211-24		..INSULATION-FOAM	D	1
145	452T3211-19		..INSULATION-FOAM	D	1
150	452T3211-20		..INSULATION-FOAM	D	1
155	452T3211-21		..INSULATION-FOAM	D	1
160	452T3211-22		..INSULATION-FOAM	D	1
165	10730		.FITTING-TIEDOWN (V32707) (OPT ITEM 165A)	H	9
-165A	40340-10		.FITTING-TIEDOWN (V31272) (OPT ITEM 165)	H	9

25-50-11

 ILLUSTRATED PARTS LIST
 01.1 Page 1040
 Mar 01/04

FIG. & ITEM	PART NO.	AIRLINE PART NUMBER	NOMENCLATURE 1234567	EFF CODE	QTY PER ASSY
02-170	42302-103		.FITTING-TRACK (V32707) (OPT ITEMS 170B, 170C)	H	4
-170A	40041-10		DELETED		
-170B	40041-16		.FITTING-TRACK (V31272) (OPT ITEMS 170, 170C)	H	4
-170C	CCI1009-1A		.FITTING-BREAKAWAY (V16880) (OPT ITEMS 170, 170B)	H	4
175	22141W28-8TC2		.RING- (V32707) (OPT ITEM 175A)	H	7
-175A	40171W28-8		.RING- (V31272) (OPT ITEM 175)	H	7
180	452T3213-4		.WEBBING	H	3
185	452T3213-5		.WEBBING	H	1
190	452T3213-14		.WEBBING	H	5
195	452T3213-13		.WEBBING	H	1
200	452T3213-15		.WEBBING	H	1
205	452T3213-16		.FABRIC-NYLON	H	1
-205A	452T3213-9		DELETED		
210	452T3214-40		.NET ASSY	J,V	1
215	10730		..FITTING-TIEDOWN (V32707) (OPT ITEM 215A)	J,V	5
-215A	40340-10		..FITTING-TIEDOWN (V31272) (OPT ITEM 215)	J,V	5
220	24089-51		..TIEDOWN-ADJUSTABLE (V32707) (OPT ITEM 220A)	J,V	5
-220A	40041-11		..TIEDOWN-ADJUSTABLE (V31272) (OPT ITEM 220)	J,V	5
225	44004-10		..FITTING-LATCH (V31272) (OPT ITEM 225A)	J,V	8
-225A	45387-11		..FITTING-LATCH (V31272) (OPT ITEM 225)	J,V	8

25-50-11

ILLUSTRATED PARTS LIST
01.1 Page 1041
Mar 01/04

FIG. & ITEM	PART NO.	AIRLINE PART NUMBER	NOMENCLATURE 1234567	EFF CODE	QTY PER ASSY
02-			DELETED		
230	452T3271-4		DELETED		
230A	452T3271-1		..CLIP-ATTACH	J,V	2
235	452T3214-43		..WEBBING	J,V	5
240	452T3214-41		..WEBBING	J,V	2
245	452T3214-42		..WEBBING	J,V	1
250	452T3214-6		..WEBBING	J,V	1
255	452T3214-7		..WEBBING	J,V	1
260	452T3214-4		..WEBBING	J,V	2
265	452T3214-5		..WEBBING	J,V	2
270	452T3214-18		..WEBBING	J,V	1
275	452T3214-16		..WEBBING	J,V	1
280	452T3214-17		..WEBBING	J,V	1
285	452T3214-3		DELETED		
285A	452T3214-47		.INSULATION ASSY	J	1
-285B	452T3214-62		.FABRIC-NYLON	V	1
286	34321		..FERRULE- (V00779) (SPEC BACF22U3) (OPT 323681 (V00779)) (OPT CL5F (V99862)) (OPT ITEM 286A)	J	4
-286A	1700M		..SLEEVE- (V76691) (OPT ITEM 286)	J	3
287	MS20230GBP10		..GROMMET	J	8
288	MS20230WBP10		..WASHER	J	8
289	452T3214-49		DELETED		
289A	452T3214-53		..CORD-NYLON	J	4
290	452T3214-19		DELETED		

25-50-11

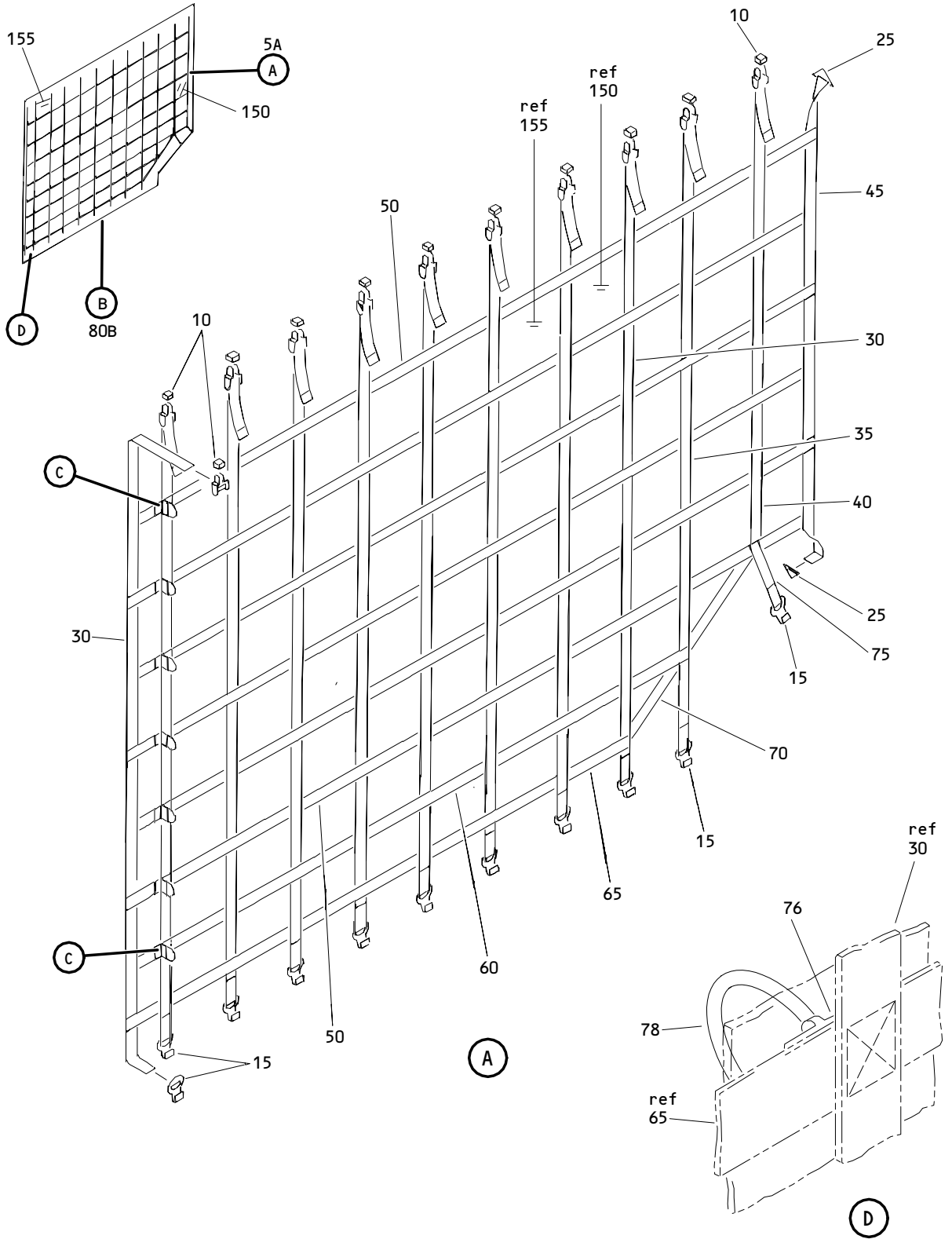
 ILLUSTRATED PARTS LIST
 01.1 Page 1042
 Mar 01/04

FIG. & ITEM	PART NO.	AIRLINE PART NUMBER	NOMENCLATURE 1234567	EFF CODE	QTY PER ASSY
02-					
290A	452T3214-32		.. FABRIC-NYLON	J	1
295	452T3214-20		DELETED		
295A	452T3214-33		.. FABRIC-NYLON	J	1
300	452T3214-21		DELETED		
300A	452T3214-34		.. FABRIC-NYLON	J	1
305	452T3214-22		DELETED		
305A	452T3214-35		.. FABRIC-NYLON	J	1
310	452T3214-23		DELETED		
310A	452T3214-36		.. FABRIC-NYLON	J	1
315	452T3214-37		DELETED		
315A	452T3214-38		.. FABRIC-NYLON	J	1
317	452T3214-50		.. FABRIC-NYLON	J	2
320	452T3214-24		.. INSULATION	J	1
325	452T3214-25		.. INSULATION-FOAM	J	1
330	452T3214-26		.. INSULATION-FOAM	J	1
335	452T3214-27		.. INSULATION-FOAM	J	1
340	452T3214-28		.. INSULATION-FOAM	J	1
345	452T3214-29		.. INSULATION-FOAM	J	1

- Item Not Illustrated

25-50-11

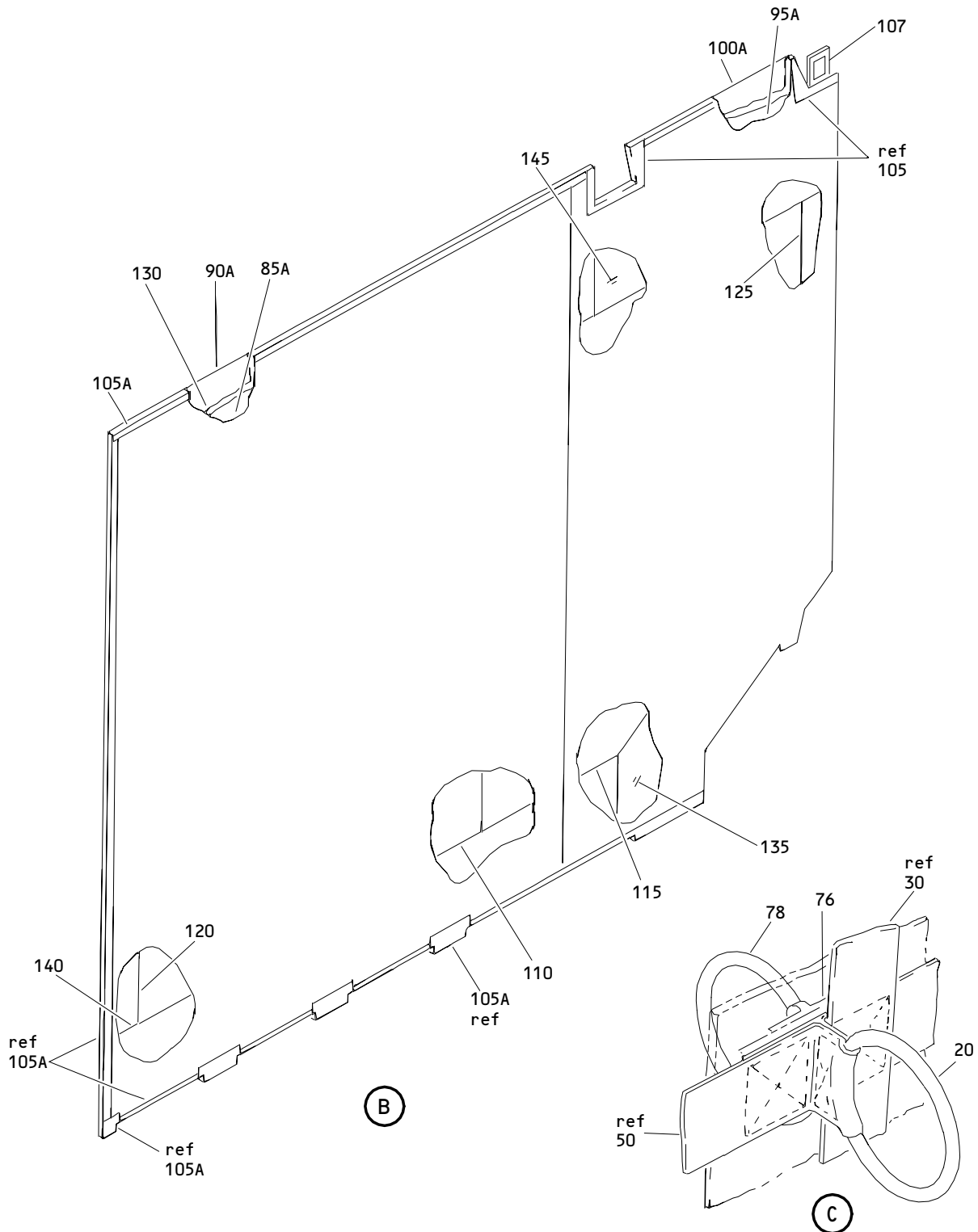
ILLUSTRATED PARTS LIST
01.1 Page 1043
Mar 01/04



Bulk Cargo Compartment Divider Net Assembly
 Figure 3 (Sheet 1)

25-50-11

ILLUSTRATED PARTS LIST
 01.1 Page 1045
 Mar 01/04



Bulk Cargo Compartment Divider Net Assembly
 Figure 3 (Sheet 2)

25-50-11

ILLUSTRATED PARTS LIST
 01.1 Page 1046
 Mar 01/04

FIG. & ITEM	PART NO.	AIRLINE PART NUMBER	NOMENCLATURE 1234567	EFF CODE	QTY PER ASSY
03-					
-1	452T3211-37		DELETED		
-1A	452T3211-52		DELETED		
-1B	452T3211-48		NET ASSY-BULK CARGO COMPT COMPT DIVIDER	M	RF
-1C	452T3211-58		NET ASSY-BULK CARGO COMPT COMPT DIVIDER	T	RF
5	452T3211-38		DELETED		
5A	452T3211-57		.NET ASSY	M,T	1
10	42302-102		..FITTING-TRACK (V32707) (OPT ITEM 10A)	M,T	11
-10A	40041-15		..FITTING-TRACK (V31272) (OPT ITEM 10)	M,T	11
15	44192-10		..HOOK ASSY- (V31272)	M,T	11
20	22141W28-8TC2		..RING- (V32707) (OPT ITEM 20A)	M,T	7
-20A	40171W28-8		..RING- (V31272) (OPT ITEM 20)	M,T	7
25	452T3271-1		..CLIP-ATTACH	M,T	2
30	452T3211-5		..WEBBING	M,T	9
35	452T3211-6		..WEBBING	M,T	1
40	452T3211-9		..WEBBING	M,T	1
45	452T3211-10		..WEBBING	M,T	1
50	452T3211-40		..WEBBING	M,T	6
-55	452T3211-41		DELETED		
60	452T3211-39		..WEBBING	M,T	1
65	452T3211-8		..WEBBING	M,T	1
70	452T3211-11		..WEBBING	M,T	1

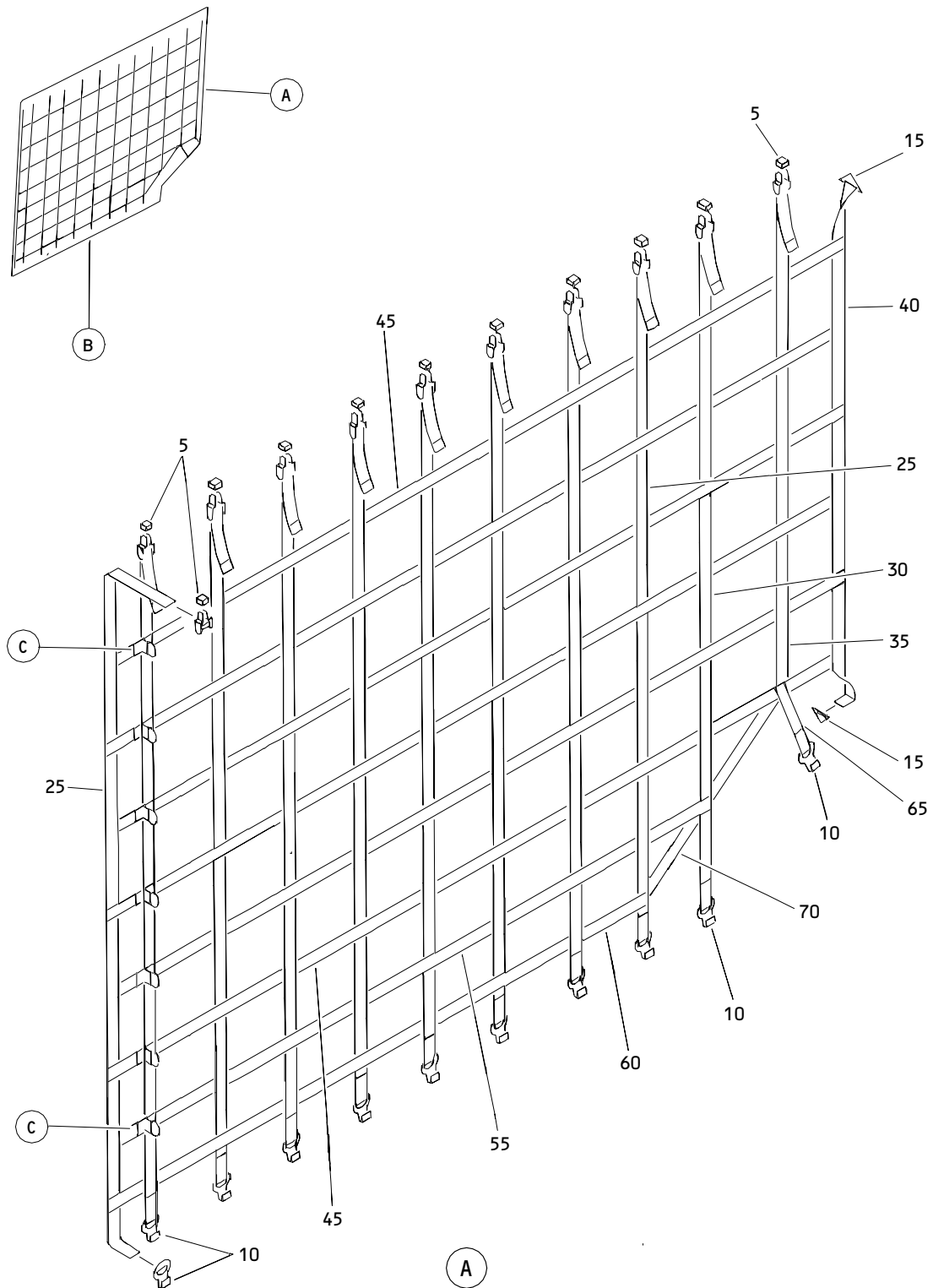
25-50-11

FIG. & ITEM	PART NO.	AIRLINE PART NUMBER	NOMENCLATURE 1234567	EFF CODE	QTY PER ASSY
03-					
75	452T3211-12		..WEBBING	M,T	1
76	452T3211-36		.WEBBING	M,T	8
78	22141W22-6TC2		.RING- (V95957) (OPT ITEM 78A)	M	8
-78A	40171W22-6		.RING- (V31272) (OPT ITEM 78)	M	8
-78B	22141W22-6TC2		.RING- (V95957)	T	8
80	452T3211-3		DELETED		
80A	452T3211-53		DELETED		
80B	452T3211-54		.INSULATION ASSY	M	1
85	452T3211-13		DELETED		
85A	452T3211-27		..FABRIC-NYLON	M	1
90	452T3211-14		DELETED		
90A	452T3211-28		..FABRIC-NYLON	M	1
95	452T3211-15		DELETED		
95A	452T3211-29		..FABRIC-NYLON	M	1
100	452T3211-16		DELETED		
100A	452T3211-30		..FABRIC-NYLON	M	1
105	452T3211-31		DELETED		
105A	452T3211-32		..FABRIC-NYLON	M	1
107	452T3211-55		..FABRIC-NYLON	M	1
110	452T3211-17		..INSULATION	M	1
115	452T3211-18		..INSULATION	M	1
120	452T3211-23		..INSULATION-FOAM	M	1
125	452T3211-24		..INSULATION-FOAM	M	1
130	452T3211-19		..INSULATION-FOAM	M	1
135	452T3211-20		..INSULATION-FOAM	M	1
140	452T3211-21		..INSULATION-FOAM	M	1
145	452T3211-22		..INSULATION-FOAM	M	1
150	452T3211-45		.FABRIC-NYLON	T	1
155	452T3211-46		.FABRIC-NYLON	T	1

- Item Not Illustrated

25-50-11

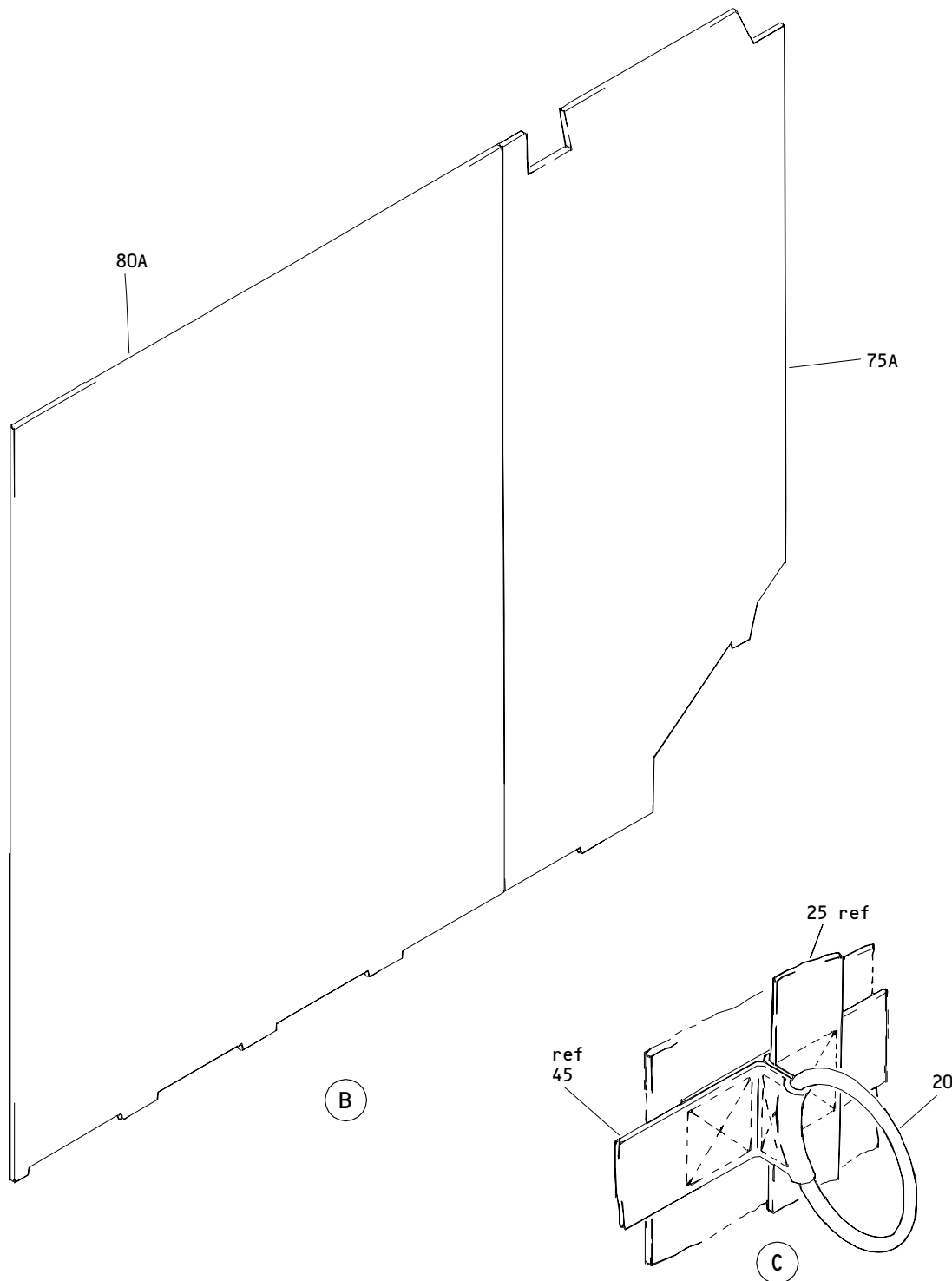
 ILLUSTRATED PARTS LIST
 01.1 Page 1048
 Mar 01/04



Bulkhead Cargo Compartment Divider Net Assembly
Figure 4 (Sheet 1)

25-50-11

ILLUSTRATED PARTS LIST
01.1 Page 1049
Mar 01/04



Bulkhead Cargo Compartment Divider Net Assembly
Figure 4 (Sheet 2)

25-50-11

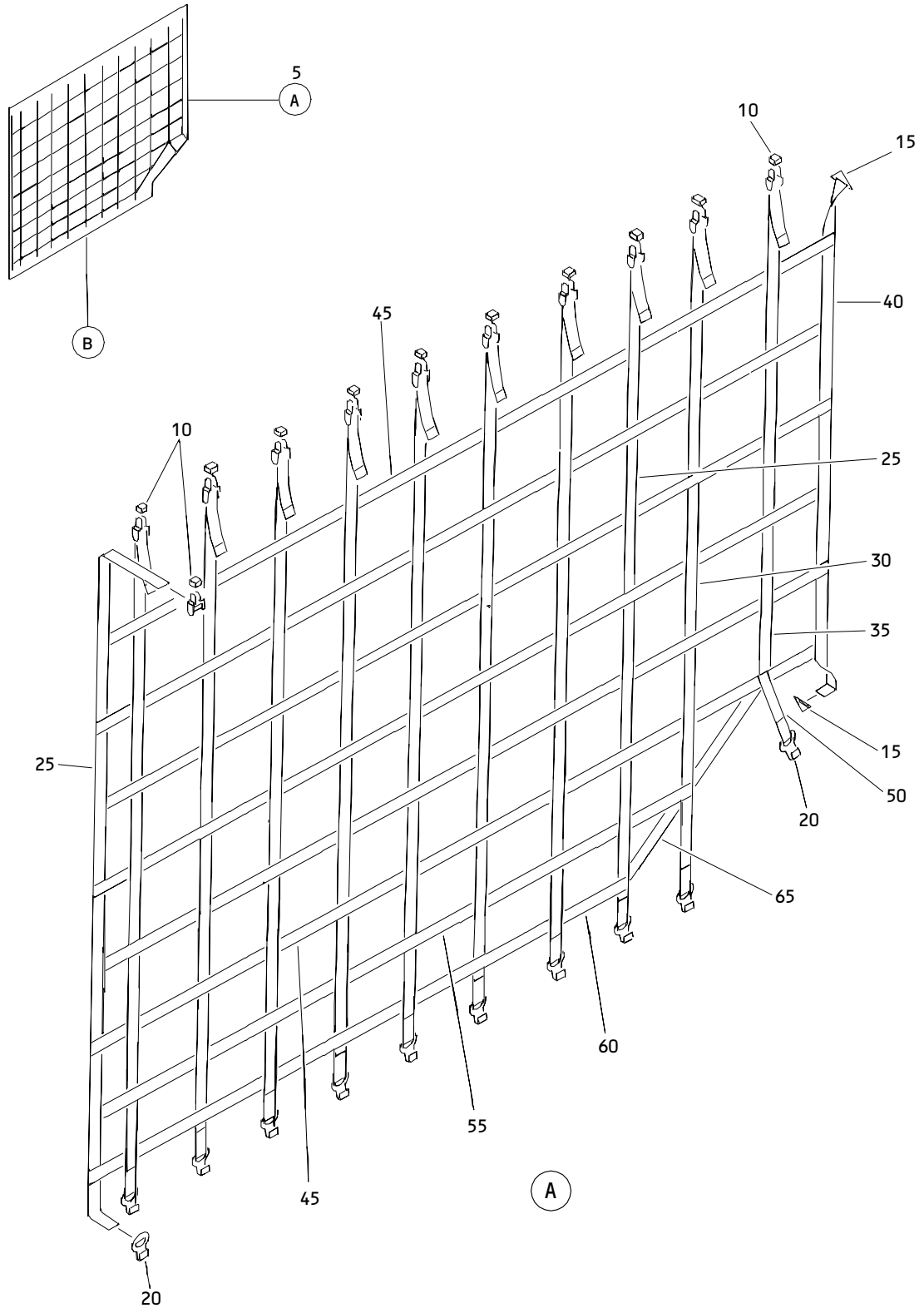
ILLUSTRATED PARTS LIST
01.1 Page 1050
Mar 01/04

FIG. & ITEM	PART NO.	AIRLINE PART NUMBER	NOMENCLATURE 1234567	EFF CODE	QTY PER ASSY
04- -1	452T3211-42		NET ASSY-BULK CARGO COMPT COMPT DIVIDER	F	RF
5	42302-102		.FITTING-TRACK (V32707) (OPT ITEM 5A)	F	11
-5A	40041-15		.FITTING-TRACK (V31272) (OPT ITEM 5)	F	11
10	44192-10		.HOOK ASSY- (V31272)	F	11
15	452T3271-1		.CLIP-ATTACH	F	2
20	22141W28-8TC2		.RING- (V32707) (OPT ITEM 20A)	F	7
-20A	40171W28-8		.RING- (V31272) (OPT ITEM 20)	F	7
25	452T3211-5		.WEBBING	F	9
30	452T3211-6		.WEBBING	F	1
35	452T3211-9		.WEBBING	F	1
40	452T3211-10		.WEBBING	F	1
45	452T3211-40		.WEBBING	F	6
-50	452T3211-41		.WEBBING	F	7
55	452T3211-39		.WEBBING	F	1
60	452T3211-8		.WEBBING	F	1
65	452T3211-12		.WEBBING	F	1
70	452T3211-11		.WEBBING	F	1
75	452T3211-43		DELETED		
75A	452T3211-45		.FABRIC-NYLON	F	1
80	452T3211-44		DELETED		
80A	452T3211-46		.FABRIC-NYLON	F	1

- Item Not Illustrated

25-50-11

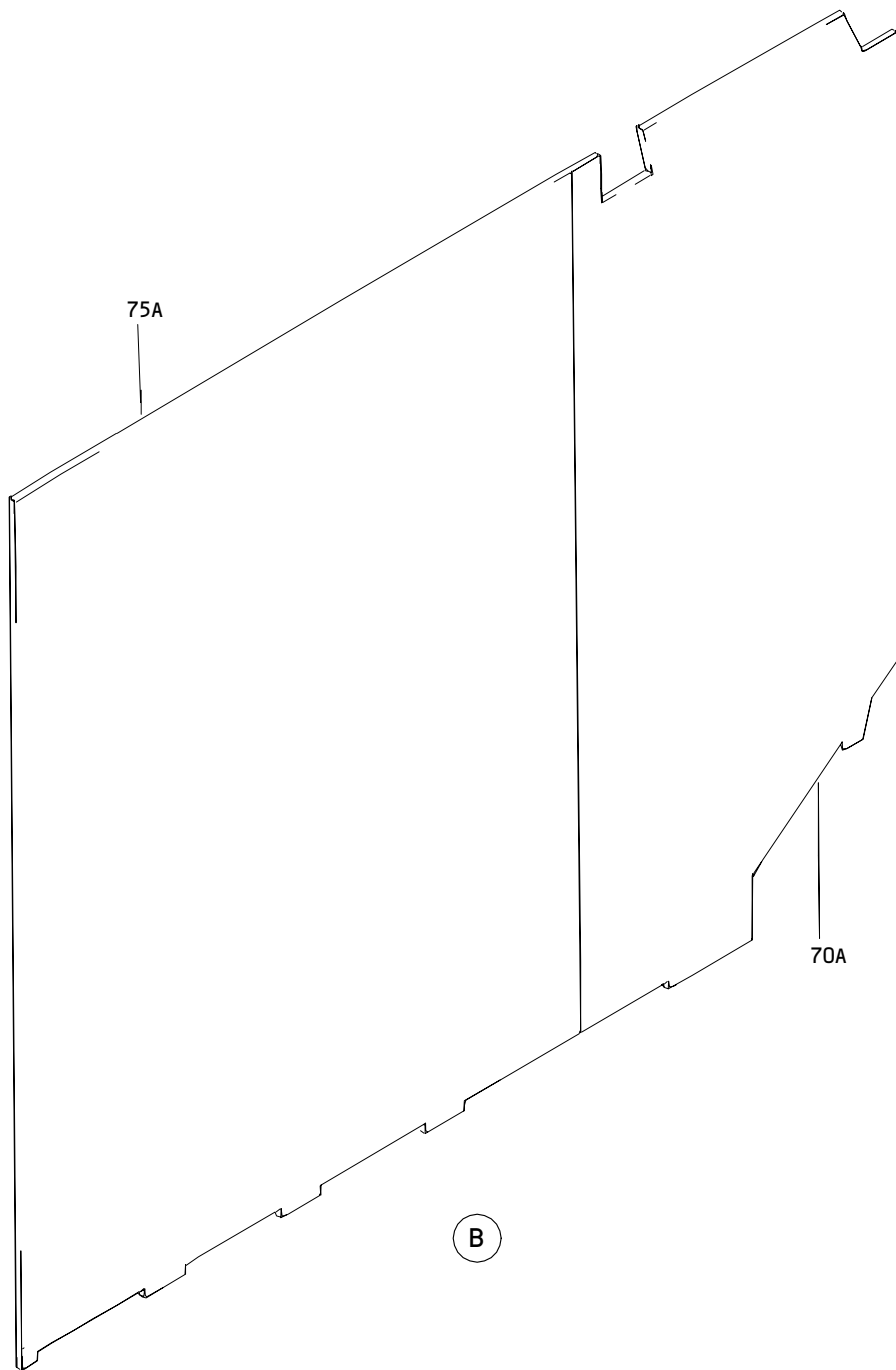
ILLUSTRATED PARTS LIST
01.1 Page 1051
Mar 01/04



Bulk Cargo Compartment Divider Net Assembly
Figure 5 (Sheet 1)

25-50-11

ILLUSTRATED PARTS LIST
01.1 Page 1053
Mar 01/04



Bulk Cargo Compartment Divider Net Assembly
Figure 5 (Sheet 2)

25-50-11

ILLUSTRATED PARTS LIST
01.1 Page 1054
Mar 01/04

FIG. & ITEM	PART NO.	AIRLINE PART NUMBER	NOMENCLATURE 1234567	EFF CODE	QTY PER ASSY
05- -1	452T3211-47		NET ASSY-BULK CARGO COMP COMPT DIVIDER	G	RF
5	452T3211-1		.NET ASSY	G	1
10	42302-102		..FITTING-TRACK (V32707) (OPT ITEM 10A)	G	11
-10A	40041-15		..FITTING-TRACK (V31272) (OPT ITEM 10)	G	11
15	452T3271-1		..CLIP-ATTACH	G	2
20	44192-10		..HOOK ASSY- (V31272) (44192-10 CAN BE REPLACED BY BUT NOT REPLACE 44192-11)	G	11
-20A	44192-11		..HOOK ASSY- (V31272) (44192-10 CAN BE REPLACED BY BUT NOT REPLACE 44192-11)	G	11
25	452T3211-5		..WEBBING	G	9
30	452T3211-6		..WEBBING	G	1
35	452T3211-9		..WEBBING	G	1
40	J52T3211-10		..WEBBING	G	1
45	452T3211-4		..WEBBING	G	6
50	452T3211-12		..WEBBING	G	1
55	452T3211-7		..WEBBING	G	1
60	452T3211-8		..WEBBING	G	1
65	452T3211-11		..WEBBING	G	1
70	452T3211-43		DELETED		

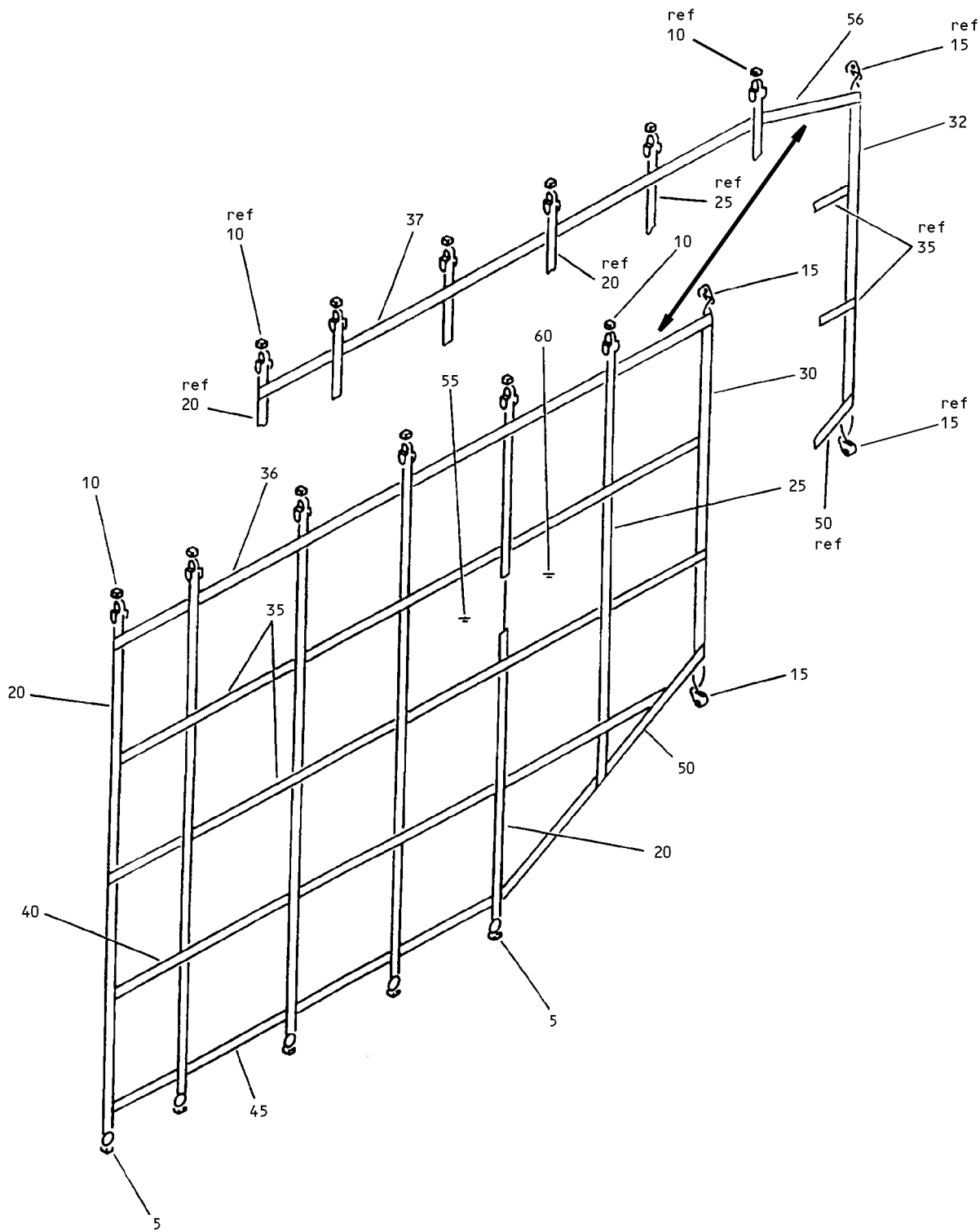
25-50-11

FIG. & ITEM	PART NO.	AIRLINE PART NUMBER	NOMENCLATURE	EFF CODE	QTY PER ASSY
			1234567		
05-70A	452T3211-45		. FABRIC-NYLON	G	1
75	452T3211-44		DELETED		
75A	452T3211-46		. FABRIC-NYLON	G	1

- Item Not Illustrated

25-50-11

ILLUSTRATED PARTS LIST
 01.1 Page 1056
 Mar 01/04



Bulk Cargo Compartment Divider Net Assembly
 Figure 6

25-50-11

ILLUSTRATED PARTS LIST
 01.1 Page 1058
 Mar 01/04

T73218

FIG. & ITEM	PART NO.	AIRLINE PART NUMBER	NOMENCLATURE 1234567	EFF CODE	QTY PER ASSY
06- -1	452T3217-1		NET ASSY-BULK CARGO COMPT DIVIDER (PRE SB 767-21-0038R3)	K	RF
-1A	452T3217-15		NET ASSY-BULK CARGO COMPT DIVIDER (POST SB 767-21-0038R3)	N	RF
5	10730		.FITTING-TIEDOWN (V32707) (OPT ITEM 5A)	K,N	5
-5A	40340-10		.FITTING-TIEDOWN (V31272) (OPT ITEM 5)	K,N	5
10	24089-51		.TIEDOWN-ADJUSTABLE (V32707) (OPT ITEM 10A)	K,N	6
-10A	40041-11		.TIEDOWN-ADJUSTABLE (V31272) (OPT ITEM 10)	K,N	6
15	452T3271-1		.CLIP-ATTACH	K,N	2
20	452T3217-2		.WEBBING	K,N	5
25	452T3217-3		.WEBBING	K,N	1
30	452T3217-4		.WEBBING	K	1
-30A	452T3217-17		DELETED		
32	452T3217-17		.WEBBING	N	1
35	452T3217-5		.WEBBING	K,N	2
36	452T3217-5		.WEBBING	K	1
-36A	452T3217-19		DELETED		
-37	452T3217-19		.WEBBING	N	1
40	452T3217-6		.WEBBING	K,N	1
45	452T3217-7		.WEBBING	K,N	1
50	452T3217-8		.WEBBING	K,N	1
55	452T3217-9		.FABRIC-NYLON (OPT ITEM 55A)	K,N	1

25-50-11

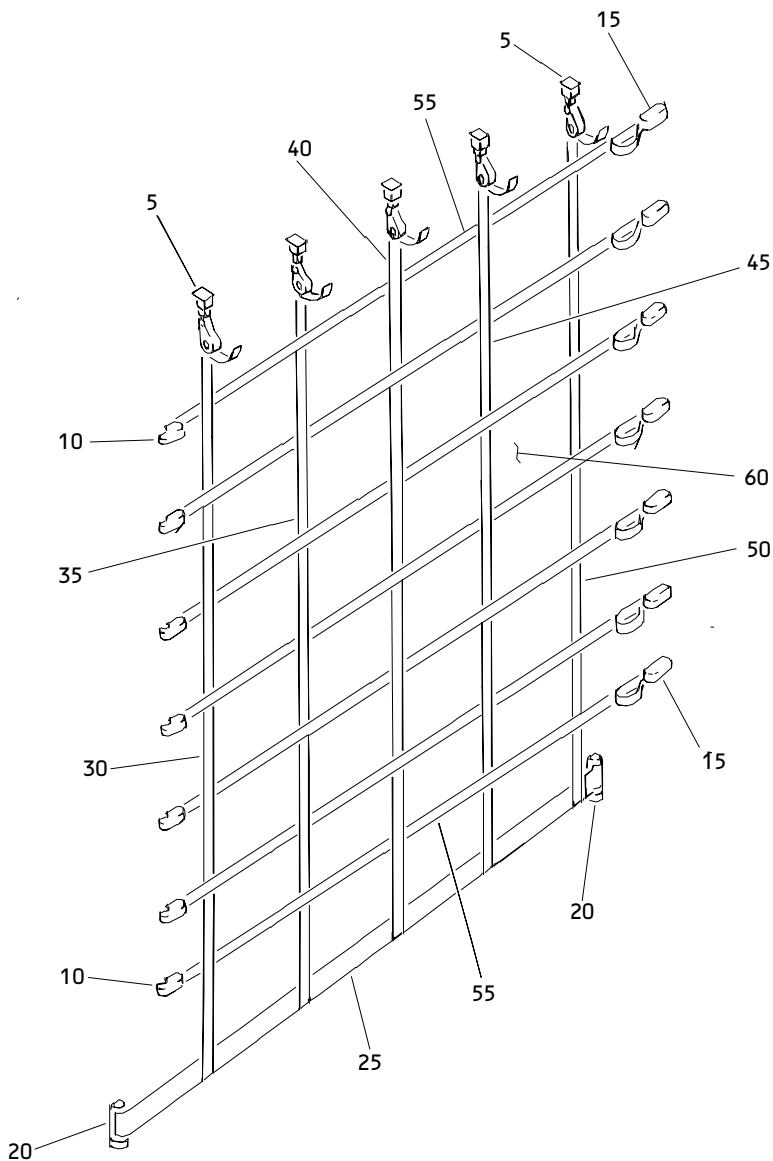
ILLUSTRATED PARTS LIST
01.1 Page 1059
Mar 01/04

FIG. & ITEM	PART NO.	AIRLINE PART NUMBER	NOMENCLATURE 1234567	EFF CODE	QTY PER ASSY
06- -55A	452T3217-11		. FABRIC-NYLON (OPT ITEM 55)	K,N	1
56	452T3217-16		. WEBBING	N	1
60	452T3217-10		. FABRIC-NYLON (OPT ITEM 60A)	K	1
-60A	452T3217-12		. FABRIC-NYLON (OPT ITEM 60)	K	1
-60B	452T3217-18		. FABRIC-NYLON (OPT ITEM 60C)	N	1
-60C	452T3217-20		. FABRIC-NYLON (OPT ITEM 60B)	N	1

- Item Not Illustrated

25-50-11

ILLUSTRATED PARTS LIST
 01.1 Page 1060
 Mar 01/04



Bulk Cargo Compartment Net Assembly
Figure 7

25-50-11

ILLUSTRATED PARTS LIST
01.1 Page 1062
Mar 01/04

FIG. & ITEM	PART NO.	AIRLINE PART NUMBER	NOMENCLATURE 1234567	EFF CODE	QTY PER ASSY
07-					
-1	452T3212-1		NET ASSY-BULK CARGO COMPT	L	RF
-1A	452T3212-13		NET ASSY-BULK CARGO COMPT DOOR PROTECTOR	R	RF
-1B	452T3212-19		NET ASSY-BULK CARGO COMPT DOOR PROTECTOR	C	RF
5	42302-102		.FITTING-TRACK (V32707) (OPT ITEM 5A)	C,L,R	5
-5A	40041-15		.FITTING-TRACK (V31272) (OPT ITEM 5)	C,L,R	5
10	21520-51		.LATCH-FIXED (V32707) (OPT ITEM 10A)	R	7
-10A	40045-10		.LATCH-ADJUSTABLE (V31272) (OPT ITEM 10)	R	7
-10B	40045-10		.LATCH-ADJUSTABLE (V31272)	C,L	7
-11	452T3212-21		.SUB KIT ASSY	C,L	7
-12	21520-51		..LATCH-FIXED (V32707)	C,L	1
-13	21510-51		..LATCH-ADJUSTABLE (V32707)	C,L	1
15	21510-51		.LATCH-ADJUSTABLE (V32707) (OPT ITEM 15A)	R	7
-15A	40045-10		.LATCH-ADJUSTABLE (V31272) (OPT ITEM 15)	R	7
-15B	40045-10		.LATCH-ADJUSTABLE (V31272)	C,L	7

25-50-11

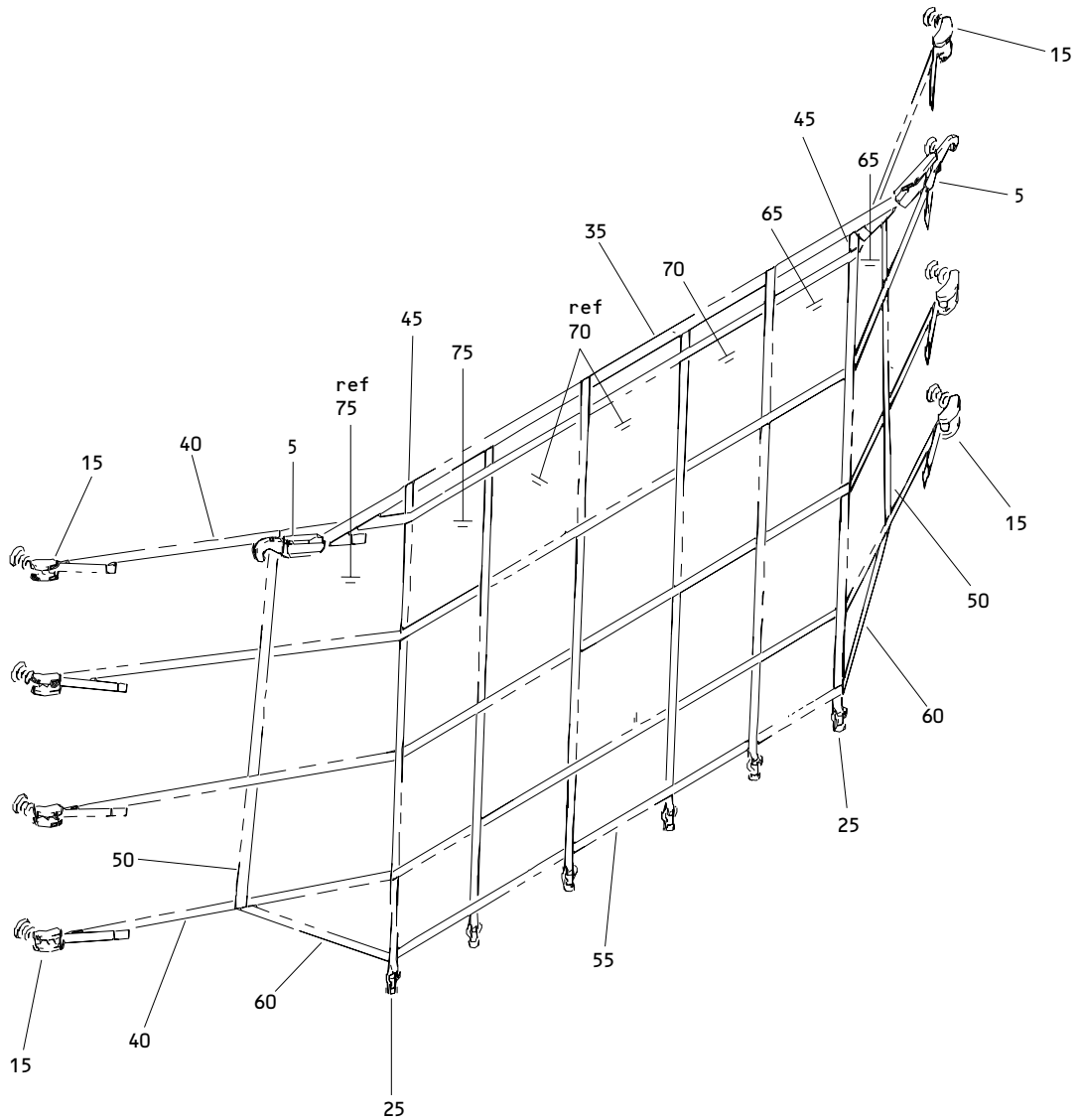
ILLUSTRATED PARTS LIST
01.1 Page 1063
Mar 01/04

FIG. & ITEM	PART NO.	AIRLINE PART NUMBER	NOMENCLATURE 1234567	EFF CODE	QTY PER ASSY
07- 20 -20A	22196-51 43280-10		DELETED .FITTING-TRACK (V31272) (OPT ITEMS 20B, 21)	L,R	2
20B	22916-51		.FITTING-TRACK (V95957) (OPT ITEMS 20A, 21)	L,R	2
-20C	11251		.FITTING-TIEDOWN (V32707) (OPT ITEMS 20D, 20E)	C	2
-20D	A6908		.RING ASSY-TIEDOWN (V15814) (OPT ITEMS 20C, 20E)	C	2
R -20E	40340-20		.FITTING-TIEDOWN (V31272) (OPT ITEMS 20C, 20D)	C	2
-21	42847-10		.FITTING ASSY- (V31272) (OPT ITEMS 20A, 20B)	L,R	2
25	452T3212-3		.WEBBING	L,R	AR
30	452T3212-2		.WEBBING	L,R	AR
35	452T3212-4		.WEBBING	L,R	AR
40	452T3212-5		.WEBBING	L,R	AR
45	452T3212-6		.WEBBING	L,R	AR
-45A	452T3212-17		.WEBBING	C	AR
50	452T3212-7		.WEBBING	L,R	AR
55	452T3212-8		.WEBBING	L,R	AR
60	452T3212-14		..FABRIC-NYLON (OPT ITEM 60A)	R	1
-60A	452T3212-15		..FABRIC-NYLON (OPT ITEM 60)	R	1
-60B	452T3212-10		..FABRIC-NYLON	C,L	1

- Item Not Illustrated

25-50-11

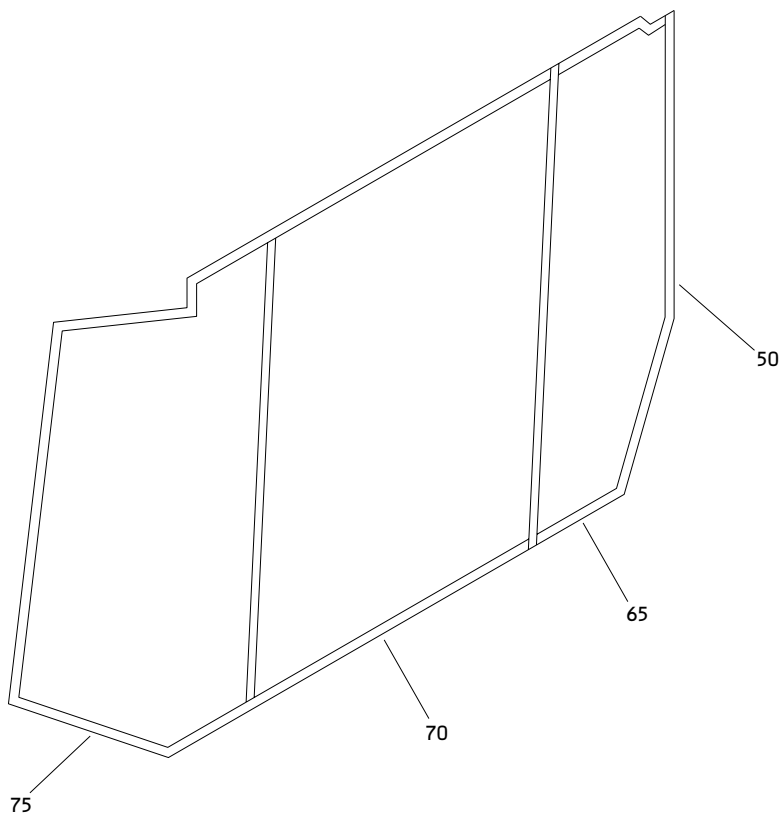
 ILLUSTRATED PARTS LIST
 01.1 Page 1064
 Mar 01/04



Cargo Compartment Door Protector Net Assembly
Figure 8 (Sheet 1)

25-50-11

ILLUSTRATED PARTS LIST
01.1 Page 1065
Mar 01/04



Cargo Compartment Door Protector Net Assembly
Figure 8 (Sheet 2)

25-50-11

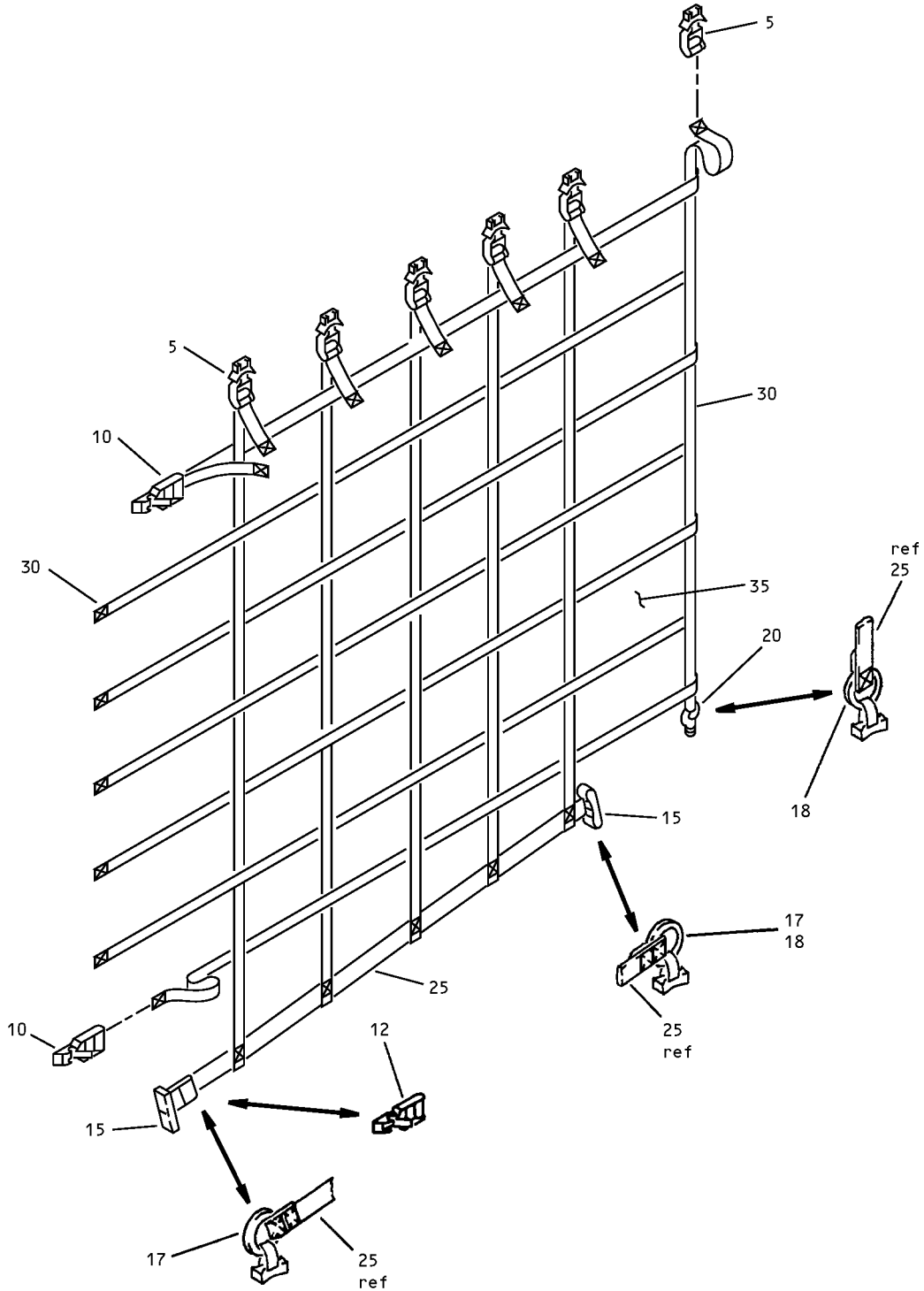
ILLUSTRATED PARTS LIST
01.1 Page 1066
Mar 01/04

FIG. & ITEM	PART NO.	AIRLINE PART NUMBER	NOMENCLATURE 1234567	EFF CODE	QTY PER ASSY
08- -1	452T3502-1		NET ASSY-CARGO COMPT DOOR PROTECTOR	P	RF
5	40039-12		.BUCKLE- (V31272) (OPT ITEM 10)	P	2
-10	40248-101		.BUCKLE- (V95957) (OPT ITEM 5)	P	2
15	24089-51		.TIEDOWN-TRACK (V32707) (OPT ITEM 20)	P	8
-20	40041-11		.TIEDOWN-TRACK (V31272) (OPT ITEM 15)	P	8
25	10730		.FITTING-TIEDOWN (V32707) (OPT ITEM 30)	P	6
-30	40340-10		.FITTING-TIEDOWN (V31272) (OPT ITEM 25)	P	6
35	452T3502-2		.WEBBING	P	1
40	452T3502-3		.WEBBING	P	4
45	452T3502-4		.WEBBING	P	6
50	452T3502-5		.WEBBING	P	2
55	452T3502-6		.WEBBING	P	1
60	452T3502-7		.WEBBING	P	2
65	452T3502-10		.FABRIC-NYLON	P	1
70	452T3502-11		.FABRIC-NYLON	P	1
75	452T3502-12		.FABRIC-NYLON	P	1

- Item Not Illustrated

25-50-11

ILLUSTRATED PARTS LIST
01.1 Page 1067
Mar 01/04



Cargo Compartment Door Protector with Waste Tank Enclosure Net Assembly
 Figure 9

25-50-11

ILLUSTRATED PARTS LIST
 01.1 Page 1068
 Mar 01/04

FIG. & ITEM	PART NO.	AIRLINE PART NUMBER	NOMENCLATURE 1234567	EFF CODE	QTY PER ASSY
09- -1	452T3212-16		NET ASSY-BULK CARGO COMPT DOOR PROTECTOR WITH WASTE TANK ENCLOSURE	S	RF
-1A	452T3212-20		NET ASSY-BULK CARGO COMPT DOOR PROTECTOR WITH WASTE TANK ENCLOSURE	E	RF
-1B	452T3212-22		NET ASSY-BULK CARGO COMPT DOOR PROTECTOR WITH WASTE TANK ENCLOSURE	AE	RF
5	42302-102		.FITTING-TRACK (V32707) (OPT ITEM 5A)	E,S,A E	6
-5A	40041-15		.FITTING-TRACK (V31272) (OPT ITEM 5)	E,S,A E	6
10	21510-51		.LATCH-ADJUSTABLE (V32707) (OPT ITEM 10A)	E,S	7
-10A	40045-10		.LATCH-ADJUSTABLE (V31272) (OPT ITEM 10)	E,S	7
-10B	CC15000-1		.LATCH-ADJUSTABLE (OPT ITEMS 10C, 10D)	AE	7
-10C	21510-51		.LATCH-ADJUSTABLE (V32707) (OPT ITEMS 10B, 10D)	AE	7
-10D	40045-10		.LATCH-ADJUSTABLE (V31272) (OPT ITEMS 10B, 10C)	AE	7

25-50-11

ILLUSTRATED PARTS LIST
01.1 Page 1069
Mar 01/04

FIG. & ITEM	PART NO.	AIRLINE PART NUMBER	NOMENCLATURE 1234567	EFF CODE	QTY PER ASSY
09-12	CC15000-1		.LATCH-ADJUSTABLE (OPT ITEMS 12A, 12B)	AE	1
-12A	21510-51		.LATCH-ADJUSTABLE (V32707)	AE	1
-12B	40045-10		.LATCH-ADJUSTABLE (V31272)	AE	1
15	22916-51		.FITTING-TRACK (V95957)	S	2
-15A	43280-10		.FITTING-TRACK (V31272)	S	2
-15B	42847-10		.FITTING ASSY- (V31272)	S	2
17	11251		.FITTING-TIEDOWN (V32707)	E	2
-17A	A6908		.RING ASSY-TIEDOWN (V15814)	E	2
R -17B	40340-20		.FITTING-TIEDOWN (V31272)	E	2
R 18	40340-20		.FITTING-TIEDOWN (V31272)	AE	2
-18A	11251		.FITTING-TIEDOWN (V32707)	AE	1
			(OPT ITEM 18)		

25-50-11

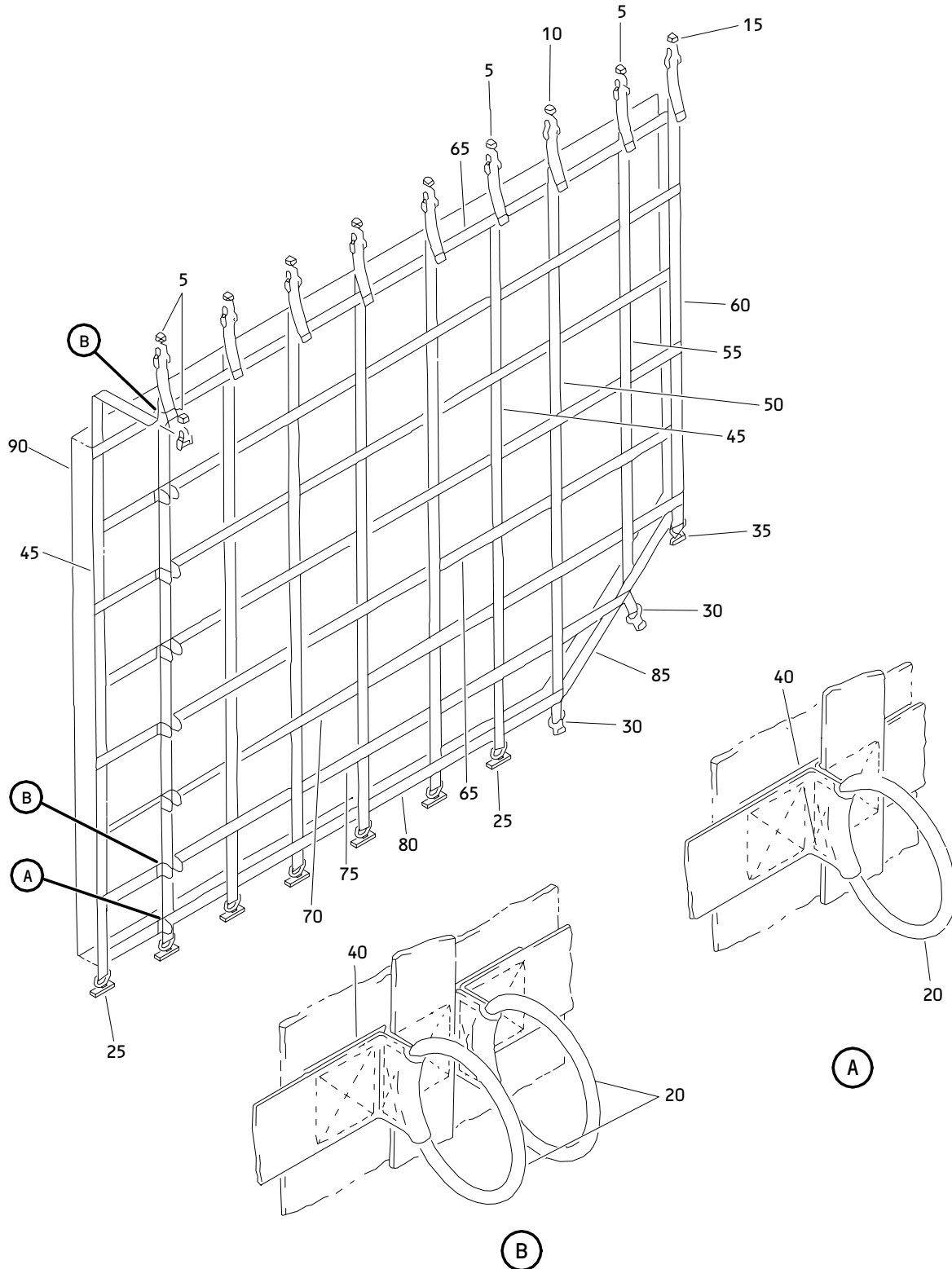
ILLUSTRATED PARTS LIST
01.1 Page 1070
Mar 01/04

FIG. & ITEM	PART NO.	AIRLINE PART NUMBER	NOMENCLATURE 1234567	EFF CODE	QTY PER ASSY
09-20	10730		.FITTING-TIEDOWN (V32707) (OPT ITEMS 20A, 20E)	S	1
-20A	A6908		.RING ASSY-TIEDOWN (V15814) (OPT ITEMS 20, 20E)	S	1
-20B	11251		.FITTING-TIEDOWN (V32707) (OPT ITEMS 20C, 20D)	E	1
-20C	A6908		.RING ASSY-TIEDOWN (V15814) (OPT ITEMS 20B, 20D)	E	1
R -20D	40340-20		.FITTING-TIEDOWN (V31272) (OPT ITEMS 20B, 20C)	E	1
-20E	40340-10		.FITTING-TIEDOWN (V31272) (OPT ITEMS 20, 20A)	S	1
R -20F	40340-20		.FITTING-TIEDOWN (V31272) (OPT ITEM 20G)	AE	1
-20G	11251		.FITTING-TIEDOWN (V32707) (OPT ITEMS 20F)	AE	1
25	452T3212-2		.WEBBING	S	1
30	452T3212-17		.WEBBING	E,S	AR
-30A	452T3212-23		.WEBBING	AE	AR
35	452T3212-18		.FABRIC-NYLON	E,S	1
-35A	452T3212-24		.FABRIC-NYLON	AE	AR

- Item Not Illustrated

25-50-11

ILLUSTRATED PARTS LIST
01.1 Page 1071
Mar 01/04



Bulk Cargo Compartment Divider Net Assembly
 Figure 10

25-50-11

ILLUSTRATED PARTS LIST
 01.1 Page 1072
 Mar 01/04

FIG. & ITEM	PART NO.	AIRLINE PART NUMBER	NOMENCLATURE 1234567	EFF CODE	QTY PER ASSY
10-1	452T3211-59		NET ASSY-BULK CARGO COMPT COMPT DIVIDER	U	RF
5	40041-15		.FITTING-TRACK, ADJUSTABLE 1000 LBS FUSE RATING (V31272) (OPT ITEM 5A)	U	8
-5A	42302-102		.FITTING-TRACK, ADJUSTABLE 1000 LBS FUSE RATING (V32707) (OPT ITEM 5)	U	8
10	40041-14		.TIEDOWN-TRACK ADJUSTABLE 750 LBS FUSE RATING (V31272) (OPT ITEM 10A)	U	1
-10A	42302-101		.TIEDOWN-TRACK ADJUSTABLE 750 LBS FUSE RATING (V32707) (OPT ITEM 10)	U	1
15	40041-11		.TIEDOWN-TRACK ADJUSTABLE 435 LBS FUSE RATING (V31272) (OPT ITEM 15A)	U	1
-15A	24089-51		.TIEDOWN-TRACK ADJUSTABLE 435 LBS FUSE RATING (V32707) (OPT ITEM 15)	U	1
20	22140W22-18TC2		.RING- (V32707) (OPT ITEM 20B)	U	15

25-50-11

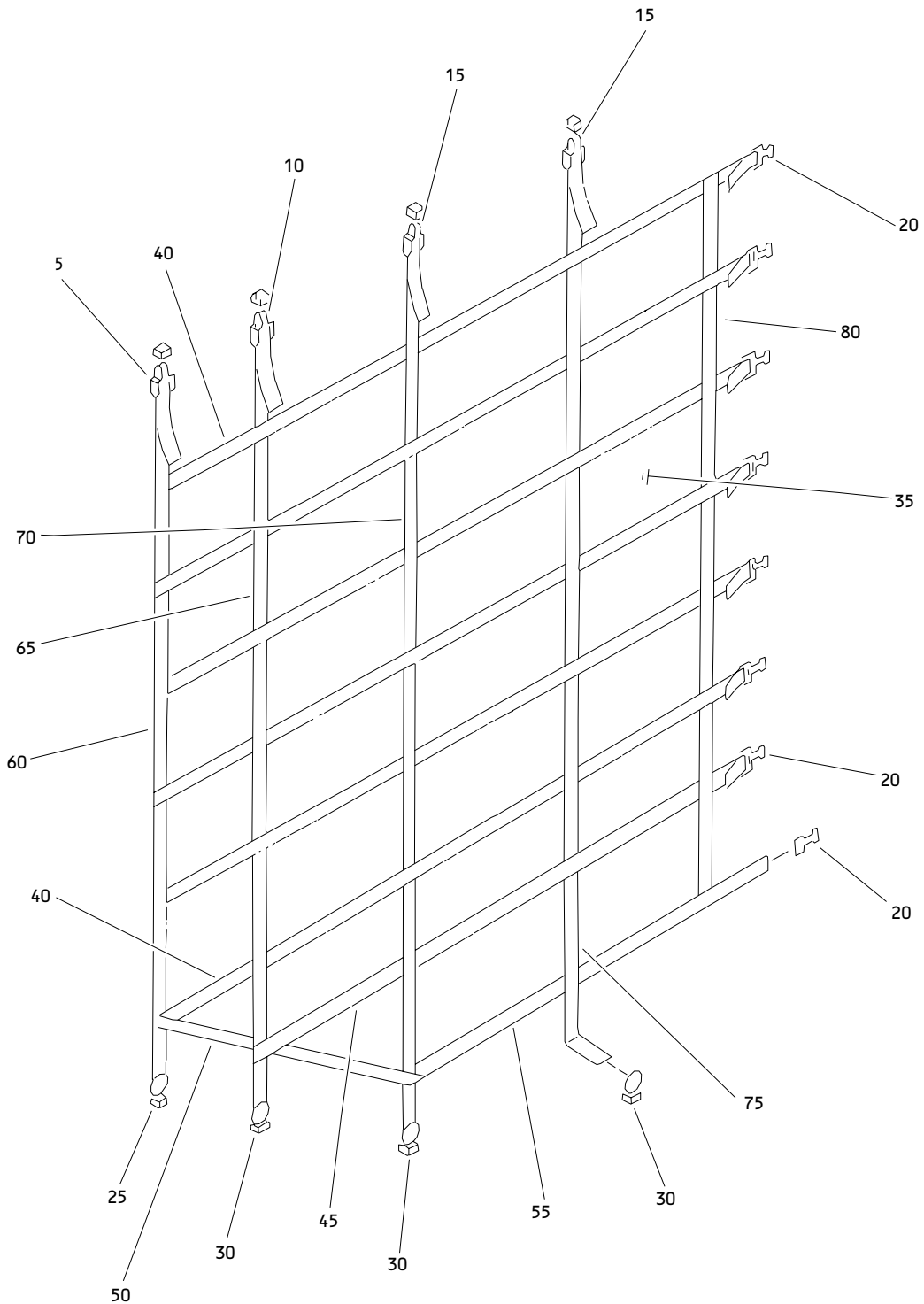
ILLUSTRATED PARTS LIST
01.1 Page 1073
Mar 01/04

FIG. & ITEM	PART NO.	AIRLINE PART NUMBER	NOMENCLATURE 1234567	EFF CODE	QTY PER ASSY
10-			DELETED		
-20A	4017W22-6		.RING-	U	15
-20B	40171W22-6		(V31272)		
			(OPT ITEM 20)		
R 25	40340-20		.FITTING-TIEDOWN	U	7
			(V31272)		
			(OPT ITEM 25A)		
-25A	10730		.FITTING-	U	7
			(V32707)		
			(OPT ITEM 25)		
30	44192-10		.HOOK ASSY-	U	2
			(V31272)		
35	42546-10		.FITTING-RING	U	1
			(V31272)		
40	452T3211-71		.WEBBING	U	8
45	452T3211-60		.WEBBING	U	7
50	452T3211-61		.WEBBING	U	1
55	452T3211-62		.WEBBING	U	1
60	452T3211-63		.WEBBING	U	1
65	452T3211-67		.WEBBING	U	5
70	452T3211-66		.WEBBING	U	1
75	452T3211-65		.WEBBING	U	1
80	452T3211-64		.WEBBING	U	1
85	452T3211-68		.WEBBING	U	1
90	452T3211-69		.FABRIC-NYLON	U	1

- Item Not Illustrated

25-50-11

ILLUSTRATED PARTS LIST
01.1 Page 1074
Mar 01/04



Bulk Cargo Compartment Divider Door Net Assembly
 Figure 11

25-50-11

ILLUSTRATED PARTS LIST
 01.1 Page 1076
 Mar 01/04

FIG. & ITEM	PART NO.	AIRLINE PART NUMBER	NOMENCLATURE 1234567	EFF CODE	QTY PER ASSY
11- -1A	452T3214-63		NET ASSY-BULK CARGO COMPT DIVIDER	W	RF
5	40041-11		.TIEDOWN-TRACK, ADJUSTABLE 435 LBS FUSE RATING (V31272) (OPT ITEM 5A)	W	1
-5A	24089-51		.TIEDOWN-TRACK, ADJUSTABLE 435 LBS FUSE RATING (V32707) (OPT ITEM 5)	W	1
10	40041-14		.TIEDOWN-TRACK, ADJUSTABLE 750 LBS FUSE RATING (V31272) (OPT ITEM 10A)	W	1
-10A	42302-101		.TIEDOWN-TRACK, ADJUSTABLE 750 LBS FUSE RATING (V32707) (OPT ITEM 10)	W	1
15	40041-15		.FITTING-TRACK, ADJUSTABLE 1000 LBS FUSE RATING (V31272) (OPT ITEM 15A)	W	2
-15A	42302-102		.FITTING-TRACK, ADJUSTABLE 1000 LBS FUSE RATING (V32707) (OPT ITEM 15)	W	2
20	21510-51		.LATCH-SNAP (V32707)	W	8
25	42546-10		.FITTING-RING (V31272)	W	1
R 30	40340-20		.FITTING-TIEDOWN (V31272) (OPT ITEM 30A)	W	3

25-50-11

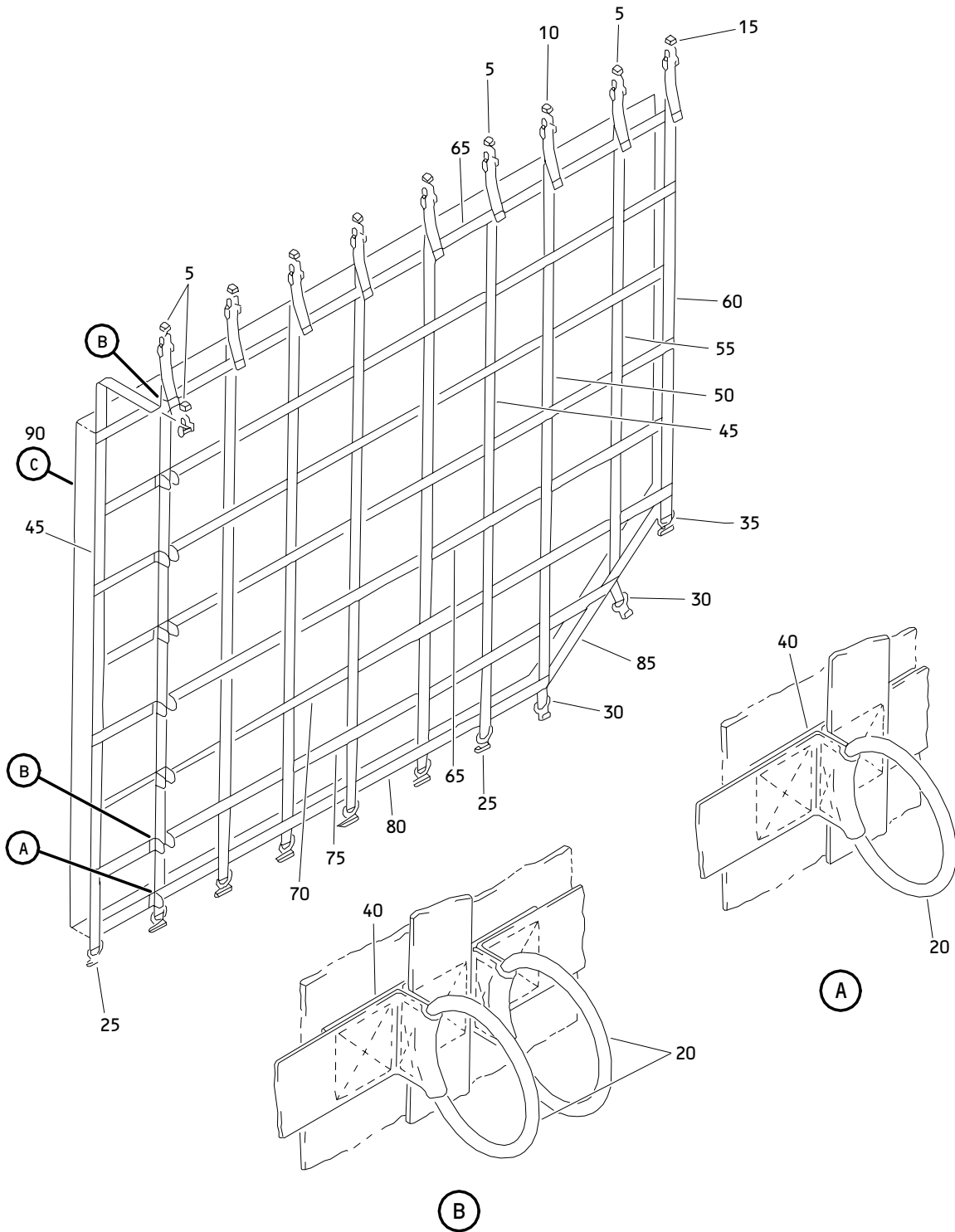
ILLUSTRATED PARTS LIST
01.1 Page 1077
Mar 01/04

FIG. & ITEM	PART NO.	AIRLINE PART NUMBER	NOMENCLATURE 1234567	EFF CODE	QTY PER ASSY
11-30A	10730		.FITTING-TIEDOWN (V32707) (OPT ITEM 30)	W	3
35	452T3214-72		.SHEET-NYLON	W	1
40	452T3214-71		.WEBBING	W	6
45	452T3214-70		.WEBBING	W	1
50	452T3214-74		.WEBBING	W	1
55	452T3214-69		.WEBBING	W	1
60	452T3214-64		.WEBBING	W	1
65	452T3214-65		.WEBBING	W	1
70	452T3214-66		.WEBBING	W	1
75	452T3214-67		.WEBBING	W	1
80	452T3214-68		.WEBBING	W	1

- Item Not Illustrated

25-50-11

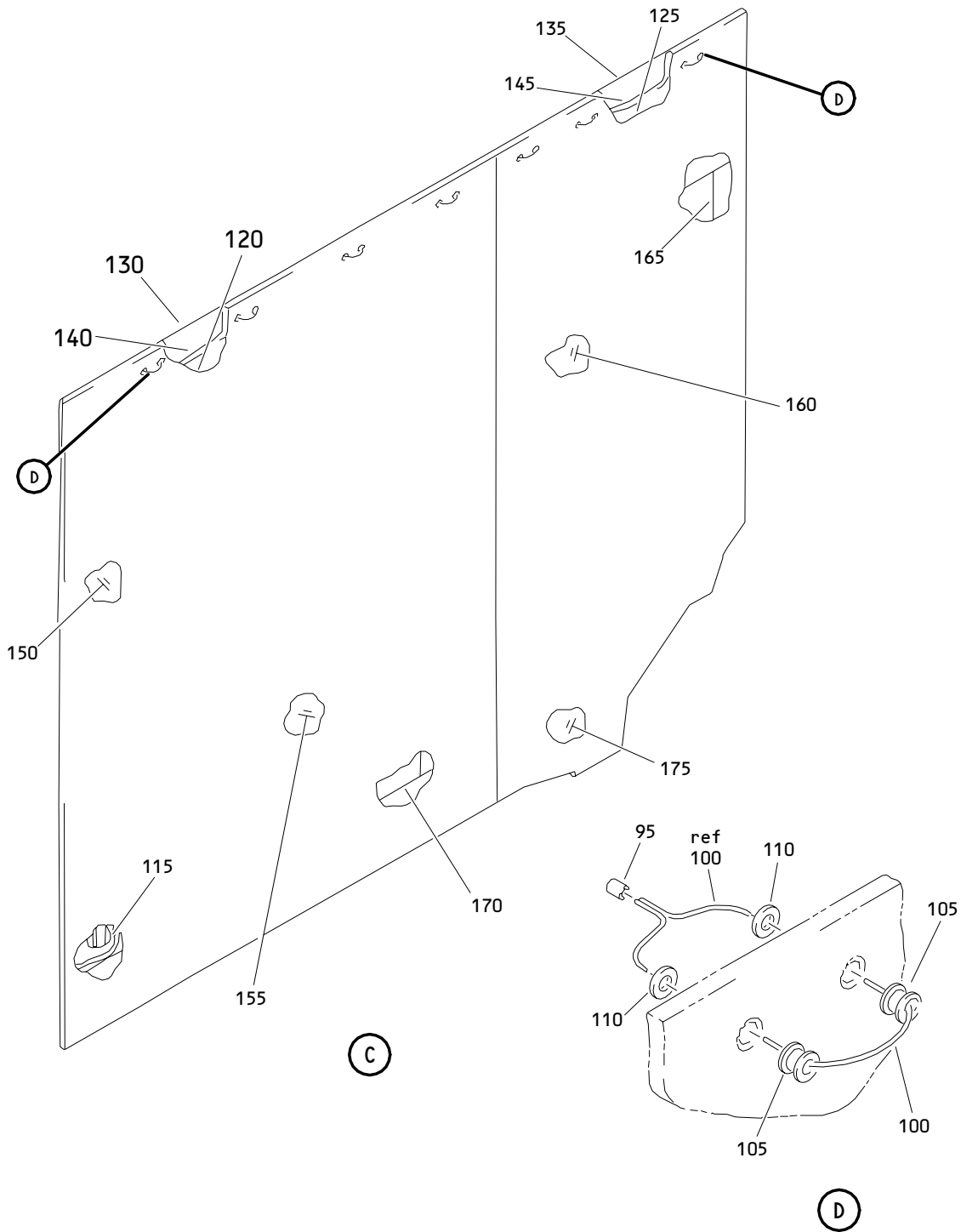
ILLUSTRATED PARTS LIST
 01.1 Page 1078
 Mar 01/04



Bulk Cargo Compartment Divider Net Assembly
Figure 12 (Sheet 1)

25-50-11

ILLUSTRATED PARTS LIST
01.1 Page 1079
Mar 01/04



Bulk Cargo Compartment Divider Net Assembly
 Figure 12 (Sheet 2)

25-50-11

ILLUSTRATED PARTS LIST
 01.1 Page 1080
 Mar 01/04

FIG. & ITEM	PART NO.	AIRLINE PART NUMBER	NOMENCLATURE 1234567	EFF CODE	QTY PER ASSY
12- -1A	452T3211-100		NET ASSY-BULK CARGO COMPT COMPT DIVIDER	X	RF
5	40041-15		.FITTING-TRACK, ADJUSTABLE 1000 LBS FUSE RATING (V31272) (OPT ITEM 5A)	X	8
-5A	42302-102		.FITTING-TRACK, ADJUSTABLE 1000 LBS FUSE RATING (V32707) (OPT ITEM 5)	X	8
10	40041-14		.TIEDOWN-TRACK ADJUSTABLE 750 LBS FUSE RATING (V31272) (OPT ITEM 10A)	X	1
-10A	42302-101		.TIEDOWN-TRACK ADJUSTABLE 750 LBS FUSE RATING (V32707) (OPT ITEM 10)	X	1
15	40041-11		.TIEDOWN-TRACK ADJUSTABLE 435 LBS FUSE RATING (V31272) (OPT ITEM 15A)	X	1
-15A	24089-51		.TIEDOWN-TRACK ADJUSTABLE 435 LBS FUSE RATING (V32707) (OPT ITEM 15)	X	1
20	22140W22-18TC2		.RING- (V32707) (OPT ITEM 20A)	X	15

25-50-11

ILLUSTRATED PARTS LIST
01.1 Page 1080A
Mar 01/04

FIG. & ITEM	PART NO.	AIRLINE PART NUMBER	NOMENCLATURE 1234567	EFF CODE	QTY PER ASSY
12- -20A	40171W22-6		.RING- (V31272) (OPT ITEM 20)	X	15
R 25	40340-20		.FITTING-TIEDOWN (V31272) (OPT ITEM 25A)	X	7
-25A	10730		.FITTING- (V32707) (OPT ITEM 25)	X	7
30	44192-10		.HOOK ASSY- (V31272)	X	2
35	42546-10		.FITTING-RING (V31272)	X	1
40	452T3211-71		.WEBBING	X	8
45	452T3211-60		.WEBBING	X	7
50	452T3211-61		.WEBBING	X	1
55	452T3211-62		.WEBBING	X	1
60	452T3211-63		.WEBBING	X	1
65	452T3211-67		.WEBBING	X	5
70	452T3211-66		.WEBBING	X	1
75	452T3211-65		.WEBBING	X	1
80	452T3211-64		.WEBBING	X	1
85	452T3211-68		.WEBBING	X	1
90	452T3211-101		.INSULATION ASSY	X	1
95	1700M		..SLEEVE- (V76691) (OPT ITEM 95A)	X	7
-95A	34321		..FERRULE- (V00779) (SPEC BACF22U3) (OPT 323681 (V00779)) (OPT CL5F (V99862)) (OPT ITEM 95)	X	7

25-50-11

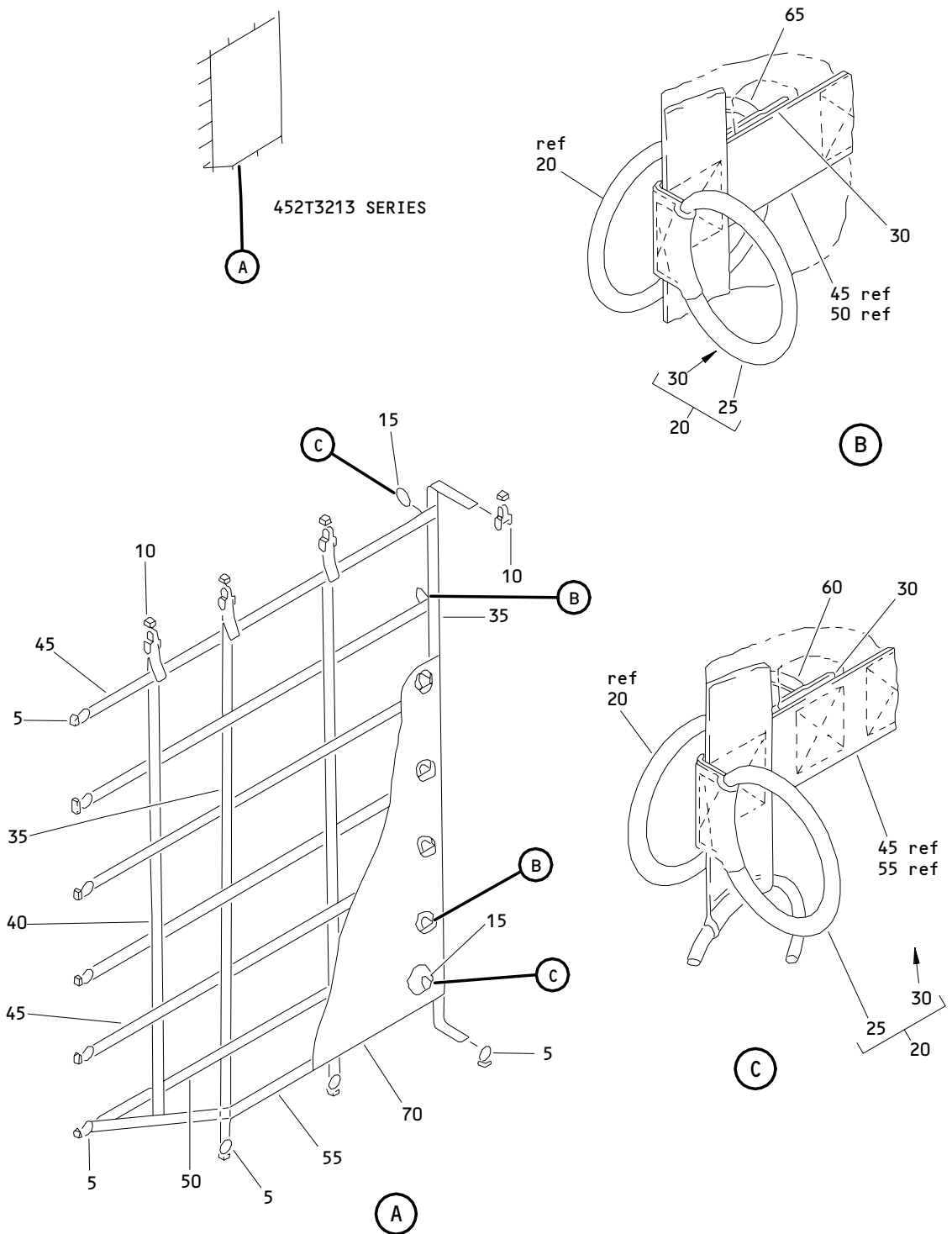
 ILLUSTRATED PARTS LIST
 01.1 Page 1080B
 Mar 01/04

FIG. & ITEM	PART NO.	AIRLINE PART NUMBER	NOMENCLATURE 1234567	EFF CODE	QTY PER ASSY
12-					
100	452T3211-111		..CORD-NYLON	X	7
105	MS20230GBP10		..GROMMET	X	14
110	MS20230WBP10		..WASHER	X	14
115	452T3211-112		..TAPE-HOOK FASTENER	X	1
120	452T3211-109		..FABRIC-NYLON	X	1
125	452T3211-107		..FABRIC-NYLON	X	1
130	452T3211-110		..FABRIC-NYLON	X	1
135	452T3211-108		..FABRIC-NYLON	X	1
140	452T3211-105		..INSULATION-FOAM	X	1
145	452T3211-106		..INSULATION-FOAM	X	1
150	452T3211-23		..INSULATION-FOAM	X	1
155	452T3211-102		..INSULATION-FOAM	X	1
160	452T3211-18		..INSULATION-FOAM	X	1
165	452T3211-24		..INSULATION-FOAM	X	1
170	452T3211-103		..INSULATION-FOAM	X	1
175	452T3211-104		..INSULATION-FOAM	X	1

- Item Not Illustrated

25-50-11

ILLUSTRATED PARTS LIST
01.1 Page 1080C
Mar 01/04



Bulk Cargo Compartment Door Net Assembly
Figure 13

25-50-11

ILLUSTRATED PARTS LIST
01.1 Page 1080D
Mar 01/04

FIG. & ITEM	PART NO.	AIRLINE PART NUMBER	NOMENCLATURE 1234567	EFF CODE	QTY PER ASSY
13- -1A	452T3213-18		NET ASSY-BULK CARGO COMPT DOOR	Y	RF
5	10730		.FITTING-TIEDOWN (V32707) (OPT ITEM 5A)	Y	9
-5A	40340-10		.FITTING-TIEDOWN (V31272) (OPT ITEM 5)	Y	9
10	42302-103		.FITTING-TRACK (V32707) (OPT ITEMS 10A, 10B)	Y	4
-10A	40041-16		.FITTING-TRACK (V31272) (OPT ITEMS 10, 10B)	Y	4
-10B	CCI1009-1A		.FITTING-BREAKAWAY (V16880) (OPT ITEMS 10, 10A)	Y	4
15	22141W28-8TC2		.RING- (V32707) (OPT ITEM 15A)	Y	7
-15A	40171W28-8		.RING- (V31272) (OPT ITEM 15)	Y	7
20	452T3213-19		.RING ASSY	Y	7
25	22141W28-8TC2		..RING- (V32707) (OPT ITEM 25A)	Y	1
-25A	40171W28-8		..RING- (V31272) (OPT ITEM 25)	Y	1
30	452T3213-20		..WEBBING	Y	1
35	452T3213-4		.WEBBING	Y	3
40	452T3213-5		.WEBBING	Y	1
45	452T3213-14		.WEBBING	Y	5
50	452T3213-13		.WEBBING	Y	1

25-50-11

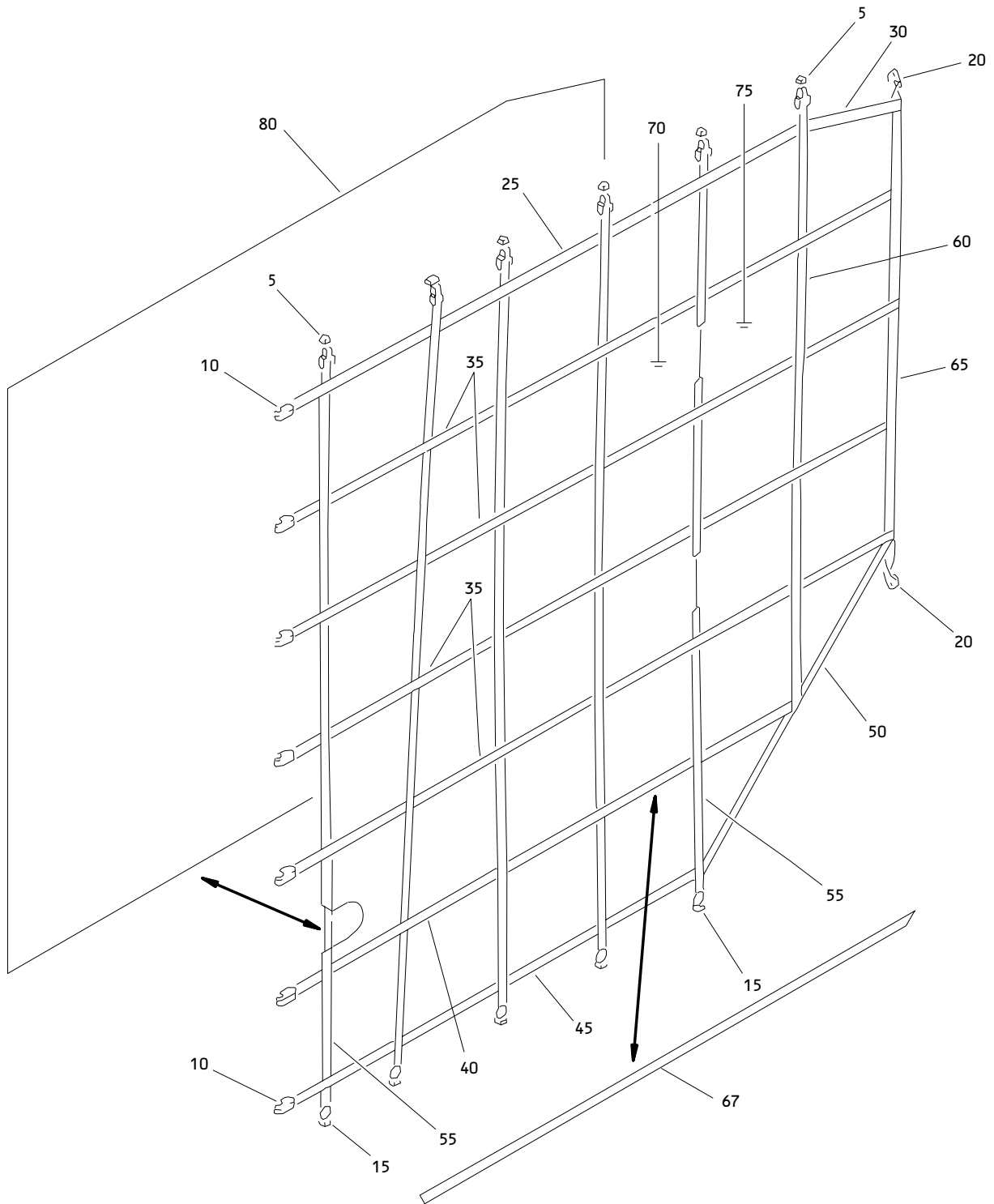
ILLUSTRATED PARTS LIST
01.1 Page 1080E
Mar 01/04

FIG. & ITEM	PART NO.	AIRLINE PART NUMBER	NOMENCLATURE	EFF CODE	QTY PER ASSY
			1234567		
13-					
55	452T3213-15		.WEBBING	Y	1
60	452T3213-23		.FABRIC-NYLON	Y	2
65	452T3213-22		.FABRIC-NYLON	Y	5
70	452T3213-21		.FABRIC-NYLON	Y	1

- Item Not Illustrated

25-50-11

ILLUSTRATED PARTS LIST
 01.1 Page 1080F
 Mar 01/04



Bulk Cargo Compartment Divider Net Assembly
 Figure 14

25-50-11

ILLUSTRATED PARTS LIST
 01.1 Page 1080H
 Mar 01/04

FIG. & ITEM	PART NO.	AIRLINE PART NUMBER	NOMENCLATURE 1234567	EFF CODE	QTY PER ASSY
14- -1A	452T3217-21		NET ASSY-BULK CARGO COMPT. DIVIDER	Z	RF
-1B	452T3217-26		NET ASSY-BULK CARGO COMPT. DIVIDER	AA	RF
-1C	452T3217-32		NET ASSY-BULK CARGO COMPT DIVIDER	AR	RF
5	24089-51		.TIEDOWN-ADJUSTABLE (V32707) (OPT ITEM 5A)	Z,AA, AR	6
-5A	40041-11		.TIEDOWN-ADJUSTABLE (V31272) (OPT ITEM 5)	Z,AA, AR	6
10	21510-51		.LATCH-ADJUSTABLE (V32707) (OPT ITEM 10A)	Z,AA	7
-10A	40045-10		.LATCH-ADJUSTABLE (V31272) (OPT ITEM 10)	Z,AA	7
15	10730		.FITTING-TIEDOWN (V32707) (OPT ITEM 15A)	Z,AA, AR	5
-15A	40340-10		.FITTING-TIEDOWN (V31272) (OPT ITEM 15)	Z,AA, AR	5
20	452T3271-1		.CLIP-ATTACH	Z,AA, AR	2
25	452T3217-25		.WEBBING	Z,AA	1
30	452T3217-16		.WEBBING	Z,AA	1
35	452T3217-22		.WEBBING	Z,AA	4
40	452T3217-23		.WEBBING	Z,AA	1
45	452T3217-24		.WEBBING	Z,AA	1
50	452T3217-8		.WEBBING	Z,AA	1
55	452T3217-2		.WEBBING	Z,AA	5
60	452T3217-3		.WEBBING	Z,AA	1
65	452T3217-17		.WEBBING	Z,AA	1
67	452T3217-29		.WEBBING	AR	AR
70	452T3217-9		.FABRIC-NYLON (OPT ITEM 70A)	Z,AA	1
-70A	452T3217-11		.FABRIC-NYLON (OPT ITEM 70)	Z,AA	1

25-50-11

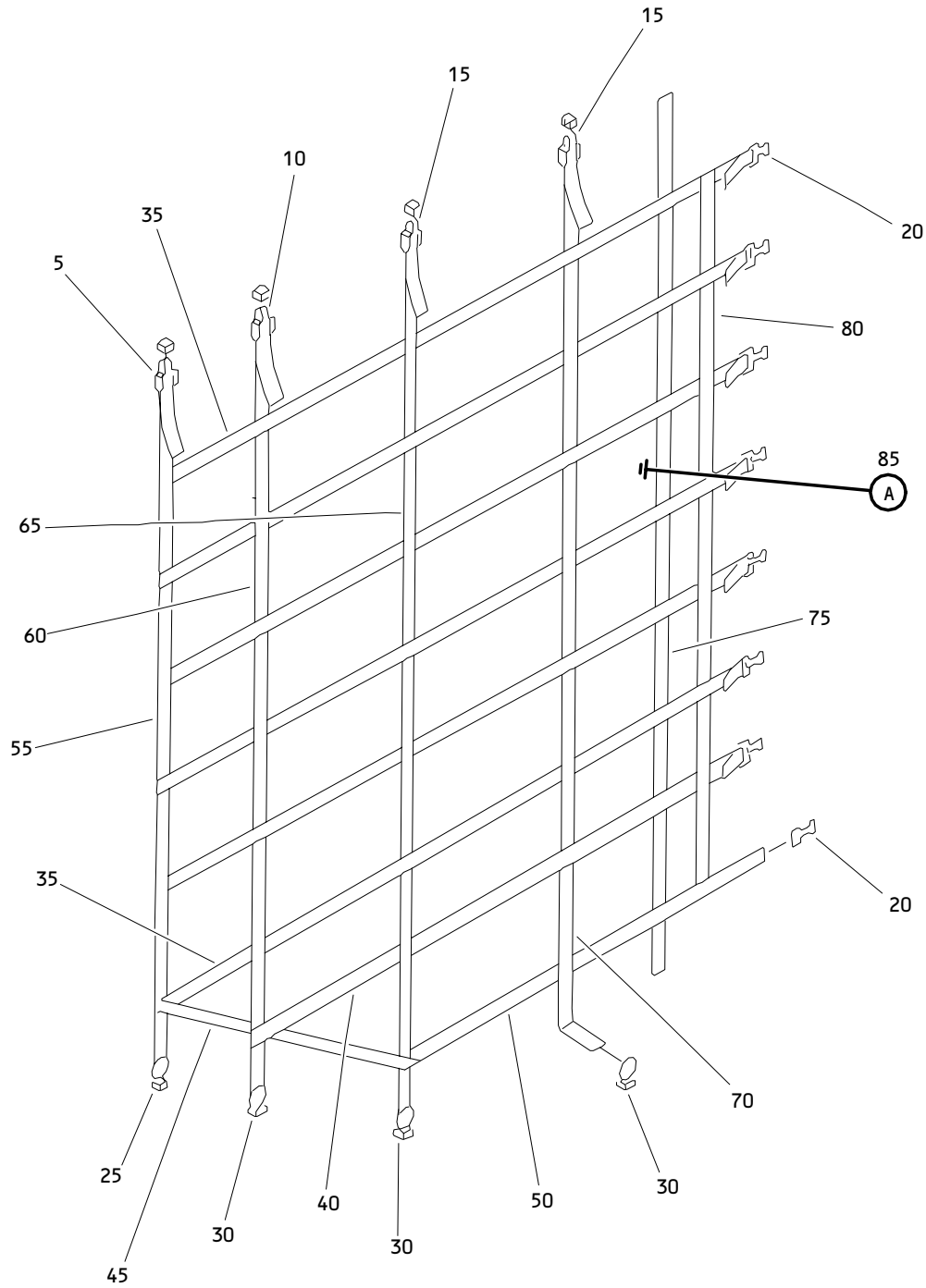
ILLUSTRATED PARTS LIST
01.1 Page 1080I
Mar 01/04

FIG. & ITEM	PART NO.	AIRLINE PART NUMBER	NOMENCLATURE 1234567	EFF CODE	QTY PER ASSY
14-75	452T3217-18		. FABRIC-NYLON (OPT ITEM 75A)	Z,AA	1
-75A	452T3217-20		. FABRIC-NYLON (OPT ITEM 75)	Z,AA	1
80	452T3217-28		. FABRIC-NYLON	AR	AR

- Item Not Illustrated

25-50-11

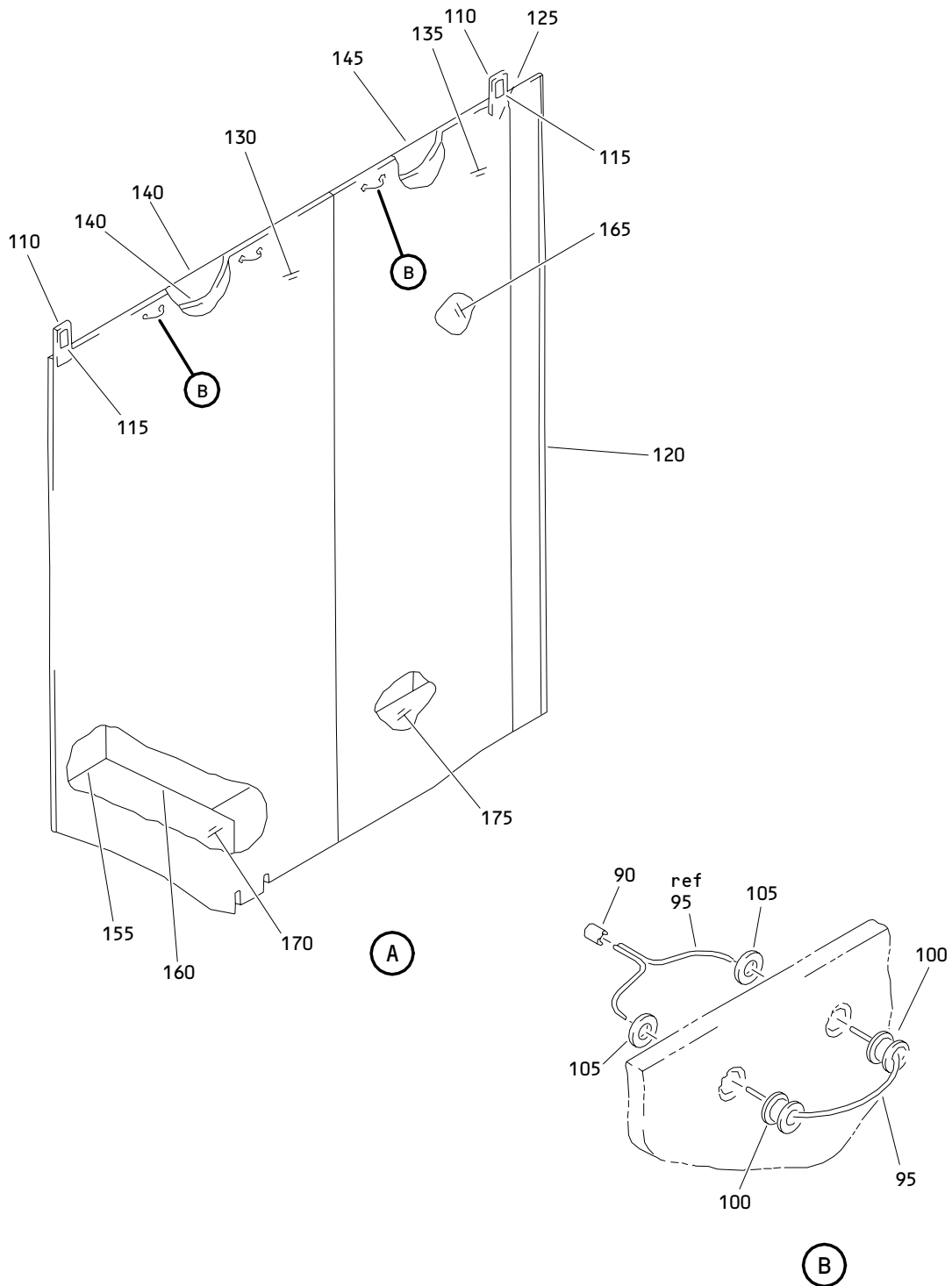
ILLUSTRATED PARTS LIST
 01.1 Page 1080J
 Mar 01/04



Bulk Cargo Compartment Door Net Assembly
Figure 15 (Sheet 1)

25-50-11

ILLUSTRATED PARTS LIST
01.1 Page 1080K
Mar 01/04



Bulk Cargo Compartment Door Net Assembly
 Figure 15 (Sheet 2)

25-50-11

ILLUSTRATED PARTS LIST
 01.1 Page 1080L
 Mar 01/04

FIG. & ITEM	PART NO.	AIRLINE PART NUMBER	NOMENCLATURE 1234567	EFF CODE	QTY PER ASSY
15- -1A	452T3214-100		NET ASSY-BULK CARGO COMPT DIVIDER	AB	RF
5	40041-11		.TIEDOWN-TRACK, ADJUSTABLE 435 LBS FUSE RATING (V31272) (OPT ITEM 5A)	AB	1
-5A	24089-51		.TIEDOWN-TRACK, ADJUSTABLE 435 LBS FUSE RATING (V32707) (OPT ITEM 5)	AB	1
10	40041-14		.TIEDOWN-TRACK, ADJUSTABLE 750 LBS FUSE RATING (V31272) (OPT ITEM 10A)	AB	1
-10A	42302-101		.TIEDOWN-TRACK, ADJUSTABLE 750 LBS FUSE RATING (V32707) (OPT ITEM 10)	AB	1
15	40041-15		.FITTING-TRACK, ADJUSTABLE 1000 LBS FUSE RATING (V31272) (OPT ITEM 15A)	AB	2
-15A	42302-102		.FITTING-TRACK, ADJUSTABLE 1000 LBS FUSE RATING (V32707) (OPT ITEM 15)	AB	2
20	21510-51		.LATCH-SNAP (V32707)	AB	8
25	42546-10		.FITTING-RING (V31272)	AB	1
R 30	40340-20		.FITTING-TIEDOWN (V31272) (OPT ITEM 30A)	AB	3
-30A	10730		.FITTING-TIEDOWN (V32707) (OPT ITEM 30)	AB	3
35	452T3214-71		.WEBBING	AB	6
40	452T3214-70		.WEBBING	AB	1
45	452T3214-74		.WEBBING	AB	1
50	452T3214-69		.WEBBING	AB	1
55	452T3214-64		.WEBBING	AB	1
60	452T3214-65		.WEBBING	AB	1
65	452T3214-66		.WEBBING	AB	1
70	452T3214-67		.WEBBING	AB	1
75	452T3214-111		.WEBBING	AB	1

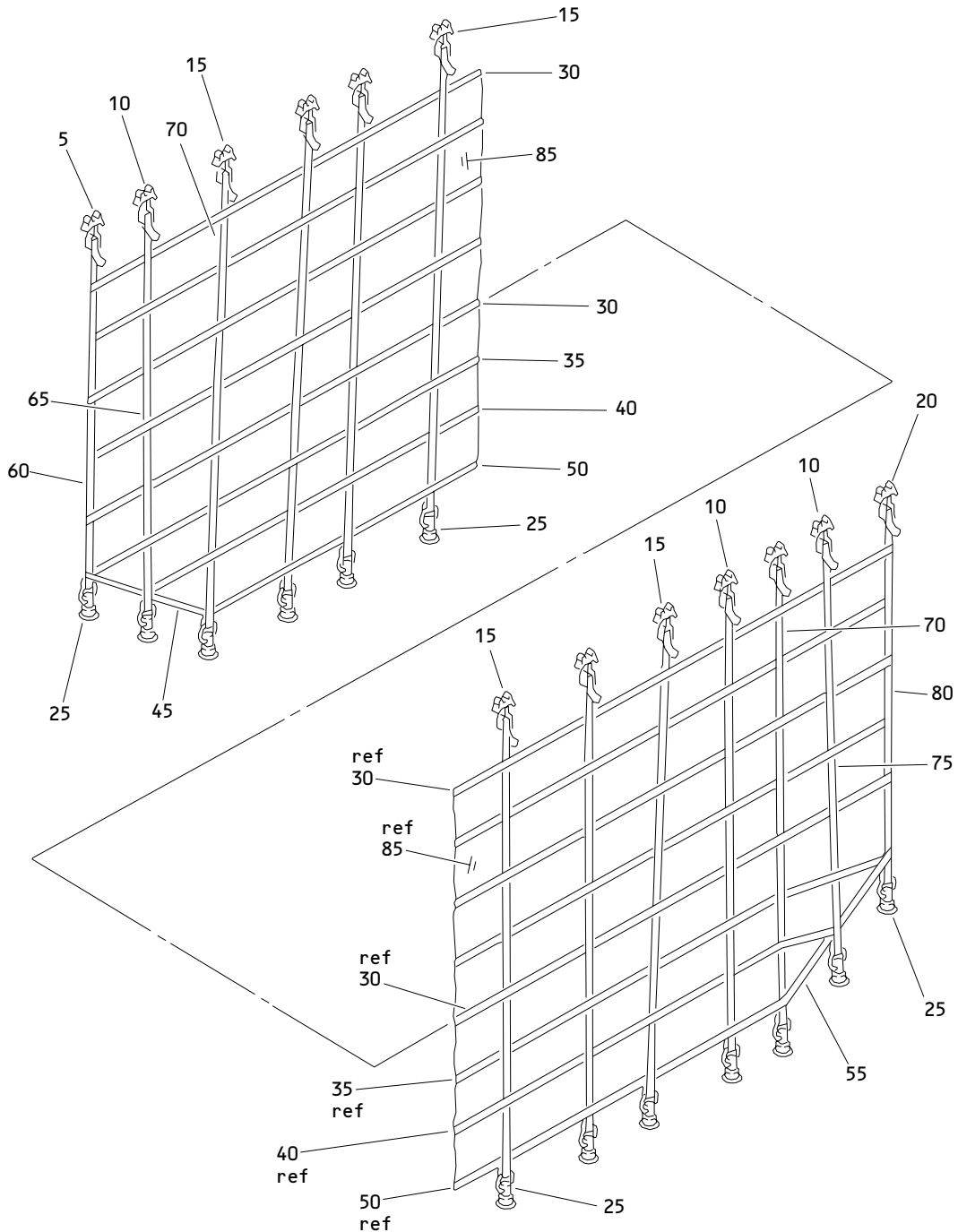
25-50-11

FIG. & ITEM	PART NO.	AIRLINE PART NUMBER	NOMENCLATURE 1234567	EFF CODE	QTY PER ASSY
15-					
80	452T3214-68		.WEBBING	AB	1
85	452T3214-101		.INSULATION ASSY	AB	1
90	1700M		..SLEEVE- (V76691) (OPT ITEM 90A)	AB	3
-90A	34321		..FERRULE- (V00779) (SPEC BACF22U3) (OPT 323681 (V00779)) (OPT CL5F (V99862)) (OPT ITEM 90)	AB	3
95	452T3214-53		..CORD-NYLON	AB	3
100	MS20230GBP10		..GROMMET	AB	6
105	MS20230WBP10		..WASHER	AB	6
110	452T3214-51		..TAPE-LOOP FASTENER	AB	2
115	452T3214-50		..FABRIC-NYLON	AB	2
120	452T3214-112		..TAPE-LOOP FASTENER	AB	1
125	452T3214-102		..FABRIC-NYLON	AB	1
130	452T3214-109		..FABRIC-NYLON	AB	1
135	452T3214-107		..FABRIC-NYLON	AB	1
140	452T3214-110		..FABRIC-NYLON	AB	1
145	452T3214-108		..FABRIC-NYLON	AB	1
150	452T3214-106		..INSULATION-FOAM	AB	1
155	452T3214-29		..INSULATION-FOAM	AB	1
160	452T3214-105		..INSULATION	AB	1
165	452T3214-264		..INSULATION-FOAM	AB	1
170	452T3214-104		..INSULATION-FOAM	AB	1
175	452T3214-103		..INSULATION-FOAM	AB	1

- Item Not Illustrated

25-50-11

ILLUSTRATED PARTS LIST
01.1 Page 1080N
Mar 01/04



**Aft Lower Lobe Cargo Compartment Forward Divider Net Assembly
 Figure 16**

25-50-11

**ILLUSTRATED PARTS LIST
 01.1 Page 1080P
 Mar 01/04**

FIG. & ITEM	PART NO.	AIRLINE PART NUMBER	NOMENCLATURE 1234567	EFF CODE	QTY PER ASSY
16- -1A	452T3303-1		NET ASSY-AFT LOWER LOBE CARGO COMPT, FWD DIVIDER	AC	RF
5	40041-11		.TIEDOWN-TRACK ADJUSTABLE 435 LBS FUSE RATING (V31272) (OPT ITEM 5A)	AC	1
-5A	24089-51		.TIEDOWN-TRACK ADJUSTABLE 435 LBS FUSE RATING (V32707) (OPT ITEM 5)	AC	1
10	40041-15		.FITTING-TRACK, ADJUSTABLE 1000 LBS FUSE RATING (V31272) (OPT ITEM 10A)	AC	4
-10A	42302-102		.FITTING-TRACK, ADJUSTABLE 1000 LBS FUSE RATING (V32707) (OPT ITEM 10)	AC	4
15	40041-16		.FITTING-TRACK, ADJUSTABLE 1400 LBS FUSE RATING (V31272) (OPT ITEM 15A)	AC	7
-15A	42302-103		.FITTING-TRACK, ADJUSTABLE 1400 LBS FUSE RATING (V32707) (OPT ITEM 15)	AC	7
20	40041-14		.TIEDOWN-TRACK ADJUSTABLE 750 LBS FUSE RATING (V31272) (OPT ITEM 20A)	AC	1

25-50-11

ILLUSTRATED PARTS LIST
01.1 Page 1080Q
Mar 01/04

FIG. & ITEM	PART NO.	AIRLINE PART NUMBER	NOMENCLATURE 1234567	EFF CODE	QTY PER ASSY
16- -20A	42302-101		.TIEDOWN-TRACK ADJUSTABLE 750 LBS FUSE RATING (V32707) (OPT ITEM 20)	AC	1
R 25	40340-20		.FITTING-TIEDOWN (V31272) (OPT ITEM 25A)	AC	13
-25A	10730		.FITTING- (V32707) (OPT ITEM 25)	AC	13
30	452T3303-10		.WEBBING	AC	5
35	452T3303-9		.WEBBING	AC	1
40	452T3303-8		.WEBBING	AC	1
45	452T3303-11		.WEBBING	AC	1
50	452T3303-7		.WEBBING	AC	1
55	452T3303-12		.WEBBING	AC	1
60	452T3303-2		.WEBBING	AC	1
65	452T3303-3		.WEBBING	AC	1
70	452T3303-4		.WEBBING	AC	9
75	452T3303-5		.WEBBING	AC	1
80	452T3303-6		.WEBBING	AC	1
85	452T3303-15		.SHEET-NYLON	AC	1

- Item Not Illustrated

25-50-11

 ILLUSTRATED PARTS LIST
 01.1 Page 1080R
 Mar 01/04

FIG. & ITEM	PART NO.	AIRLINE PART NUMBER	NOMENCLATURE	EFF CODE	QTY PER ASSY
			1234567		
17-					
-1A	452T3303-16		DELETED		
5	MS20230GBP10		DELETED		
10	MS20230WBP10		DELETED		
15	452T3303-18		DELETED		
20	452T3303-17		DELETED		

- Item Not Illustrated

25-50-11

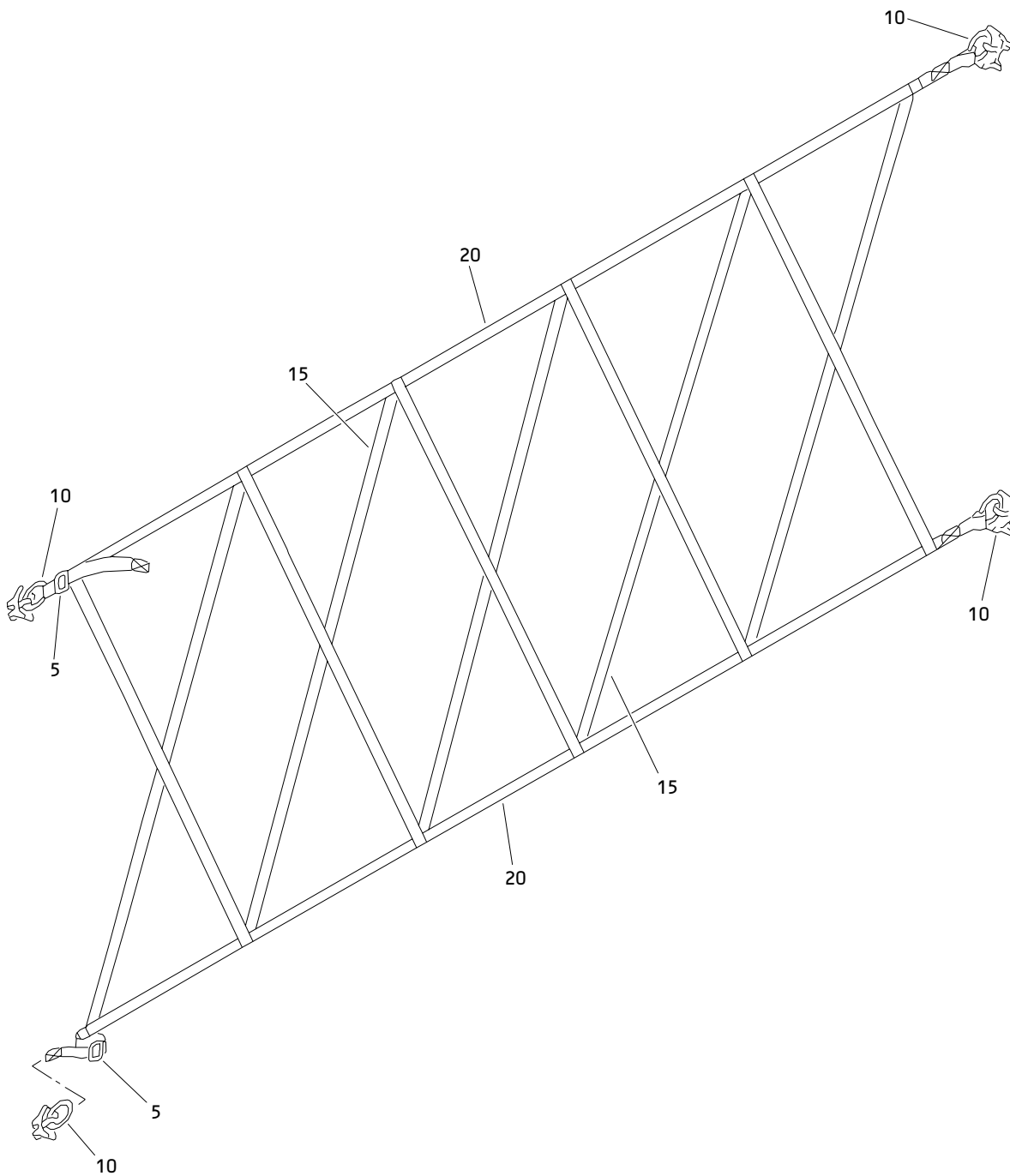
ILLUSTRATED PARTS LIST
 01.1 Page 1080S
 Mar 01/04

FIG. & ITEM	PART NO.	AIRLINE PART NUMBER	NOMENCLATURE	EFF CODE	QTY PER ASSY
			1234567		
18-					
-1A	452T3303-19		DELETED		
5	MS20230GBP10		DELETED		
10	MS20230WBP10		DELETED		
15	NAS1211A10		DELETED		
20	452T3303-20		DELETED		

- Item Not Illustrated

25-50-11

ILLUSTRATED PARTS LIST
 01.1 Page 1080T
 Mar 01/04



Main Cargo Door Personal Safety Net
Figure 19

25-50-11

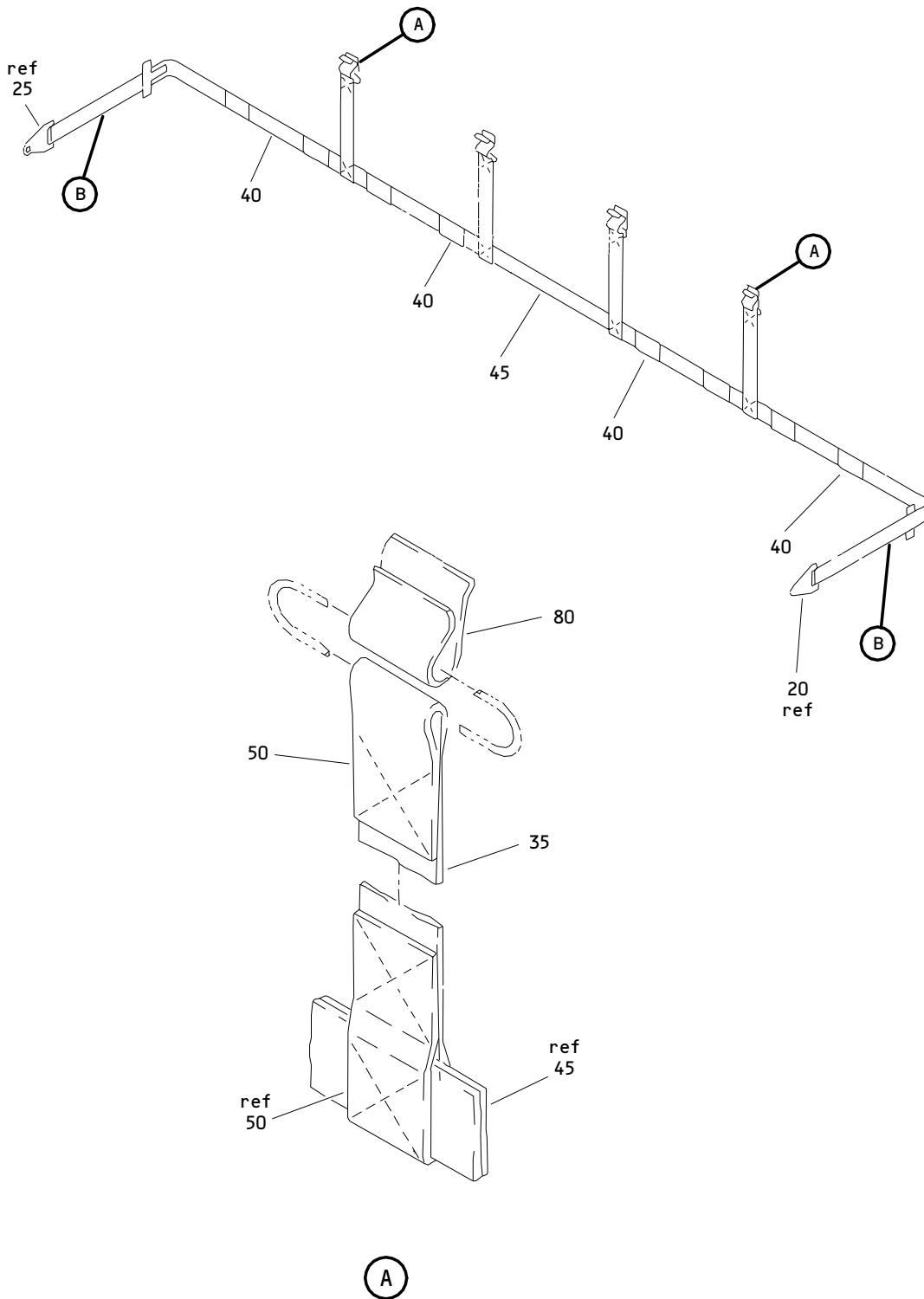
ILLUSTRATED PARTS LIST
01.1 Page 1080V
Mar 01/04

FIG. & ITEM	PART NO.	AIRLINE PART NUMBER	NOMENCLATURE 1234567	EFF CODE	QTY PER ASSY
19- -1A 5	65-33298-2 FD2876-1		NET ASSY-PERSONNEL SAFETY .SLIDE- (V98313) (OPT ITEM 5A)	AF AF	RF 2
-5A	A5771		.SLIDE- (V15814) (OPT ITEM 5)	AF	2
10	WB10730		.RING ASSY- (V32707)	AF	4
15	65-33298-4		.WEBBING	AF	2
20	65-33298-3		.WEBBING	AF	2

- Item Not Illustrated

25-50-11

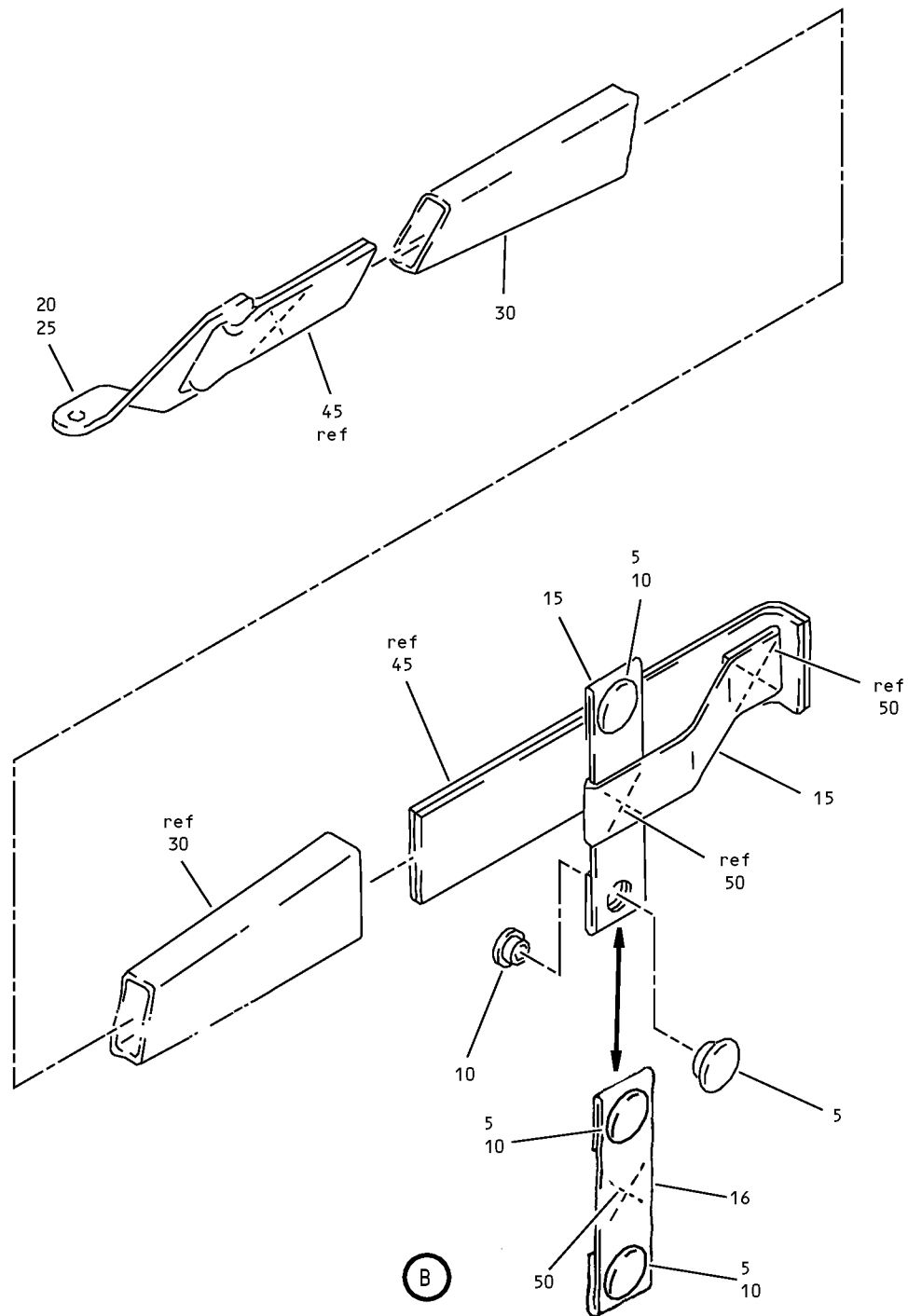
ILLUSTRATED PARTS LIST
 01.1 Page 1080W
 Mar 01/04



High Cargo Restraint Strap Assembly for Main Deck Cargo System
Figure 20 (Sheet 1)

25-50-11

ILLUSTRATED PARTS LIST
01.1 Page 1080Y
Mar 01/04



High Cargo Restraint Strap Assembly for Main Deck Cargo System
 Figure 20 (Sheet 2)

25-50-11

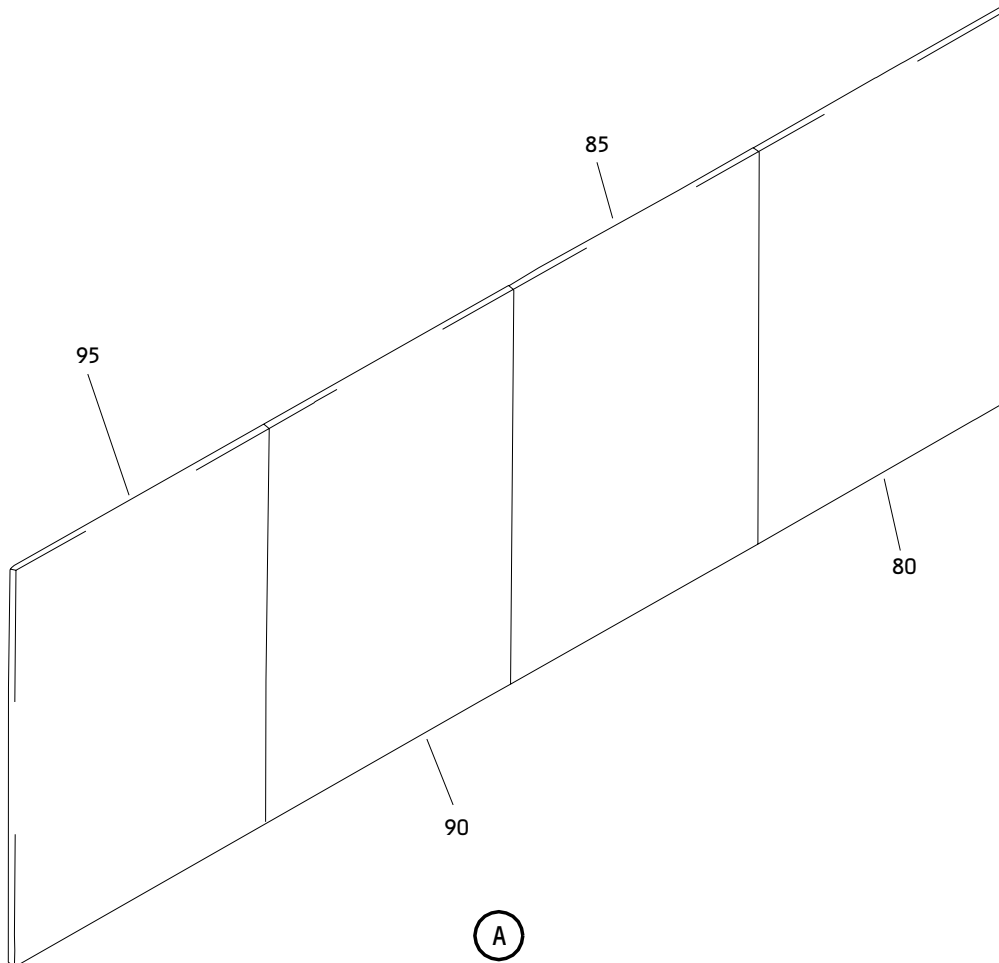
ILLUSTRATED PARTS LIST
 01.1 Page 1080Z
 Mar 01/04

FIG. & ITEM	PART NO.	AIRLINE PART NUMBER	NOMENCLATURE 1234567	EFF CODE	QTY PER ASSY
20- -1	457T7110-1		STRAP ASSY-HIGH CARGO RESTRAINT	AG	RF
-1A	457T7110-8		STRAP ASSY-HIGH CARGO RESTRAINT	A	RF
5	MS27980-1N		.FASTENER	A,AG	4
10	MS27980-6N		.FASTENER	A,AG	4
15	457T7110-7		.WEBBING	A,AG	2
16	457T7110-7		.WEBBING	AG	2
20	457T7121-2		.FITTING-END	A,AG	1
25	457T7121-1		.FITTING-END	A,AG	1
30	457T7110-5		.SLEEVING	A,AG	2
35	457T7110-3		.WEBBING	A,AG	4
40	457T7110-4		.WEBBING	A,AG	8
45	457T7110-2		.WEBBING	A,AG	1
50	457T7110-6		.THREAD	A,AG	AR
80	69B63546-3		INSTALLATION PART CLIP-SPRING	AG	4

- Item Not Illustrated

25-50-11

ILLUSTRATED PARTS LIST
01.1 Page 1081
Mar 01/04



Longitudinal and Transverse Barrier Net Assembly for Aft Compartment Bulk Cargo
Figure 21 (Sheet 2)

25-50-11

ILLUSTRATED PARTS LIST
01.1 Page 1082B
Mar 01/04

FIG. & ITEM	PART NO.	AIRLINE PART NUMBER	NOMENCLATURE 1234567	EFF CODE	QTY PER ASSY
21- -1A	452T3505-1		NET ASSY-BARRIER BULK CARGO LONGITUDINAL	AH	RF
5	40041-16		.FITTING-TRACK (V31272) (OPT ITEM 5A)	AH	8
-5A	42302-103		.FITTING-TRACK (V32707) (OPT ITEM 5)	AH	8
10	40041-14		.TIEDOWN-TRACK (V31272) (OPT ITEM 10A)	AH	1
-10A	42302-101		.TIEDOWN-TRACK (V32707) (OPT ITEM 10)	AH	1
15	40340-10		.FITTING-TIEDOWN (V31272) (OPT ITEM 15A)	AH	9
-15A	10730		.FITTING-TIEDOWN (V32707) (OPT ITEM 15)	AH	9
20	40172W22-6		.RING- (V31272) (OPT ITEM 20A)	AH	7
-20A	22142W22-6		.RING- (V95957) (OPT ITEM 20)	AH	7
25	452T3505-5		.WEBBING	AH	1
30	452T3505-6		.WEBBING	AH	8
35	452T3505-47		.WEBBING	AH	7
40	452T3505-45		.WEBBING	AH	1
45	452T3505-7		.WEBBING	AH	1
50	452T3505-8		.WEBBING	AH	1
55	452T3505-9		.WEBBING	AH	1

25-50-11

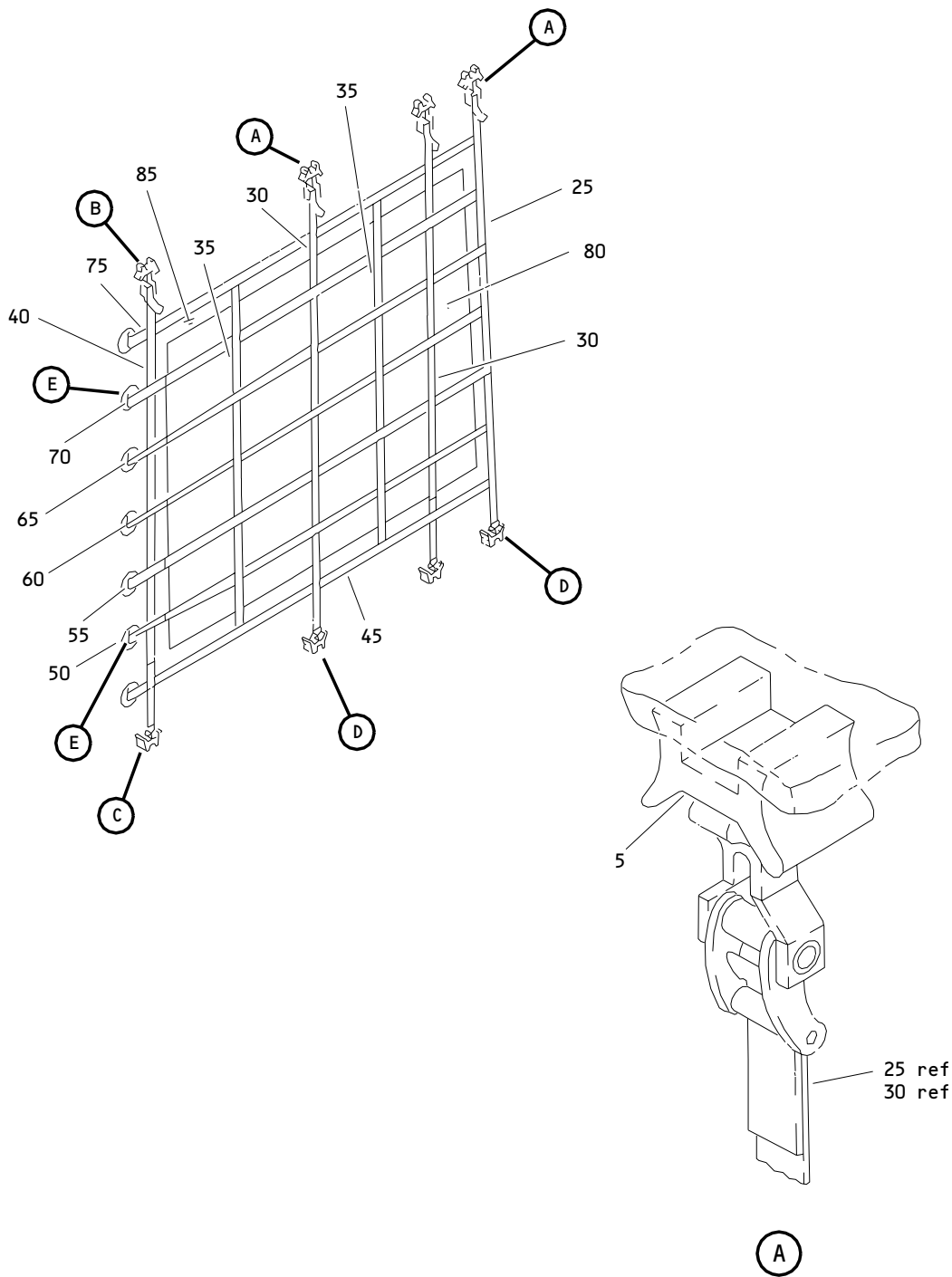
ILLUSTRATED PARTS LIST
01.1 Page 1082C
Mar 01/04

FIG. & ITEM	PART NO.	AIRLINE PART NUMBER	NOMENCLATURE 1234567	EFF CODE	QTY PER ASSY
21-					
60	452T3505-10		.WEBBING	AH	1
65	452T3505-11		.WEBBING	AH	1
70	452T3505-12		.WEBBING	AH	1
75	452T3505-13		.WEBBING	AH	1
80	452T3505-14		.FABRIC	AH	1
85	452T3505-15		.FABRIC	AH	1
90	452T3505-16		.FABRIC	AH	1
95	452T3505-17		.FABRIC	AH	1

- Item Not Illustrated

25-50-11

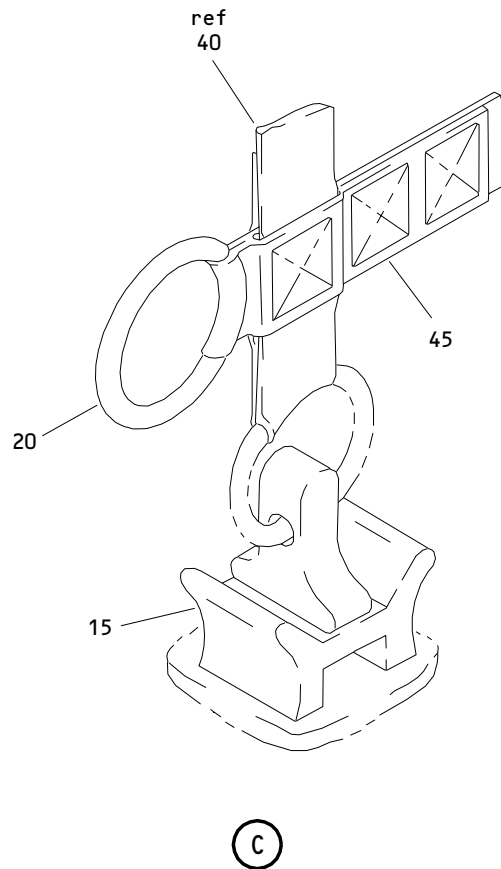
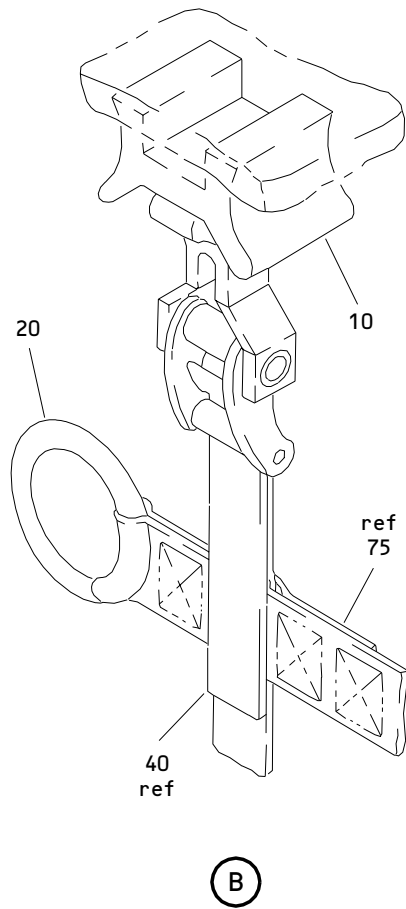
ILLUSTRATED PARTS LIST
 01.1 Page 1082D
 Mar 01/04



Longitudinal and Transverse Barrier Net Assembly for Aft Compartment Bulk Cargo
 Figure 22 (Sheet 1)

25-50-11

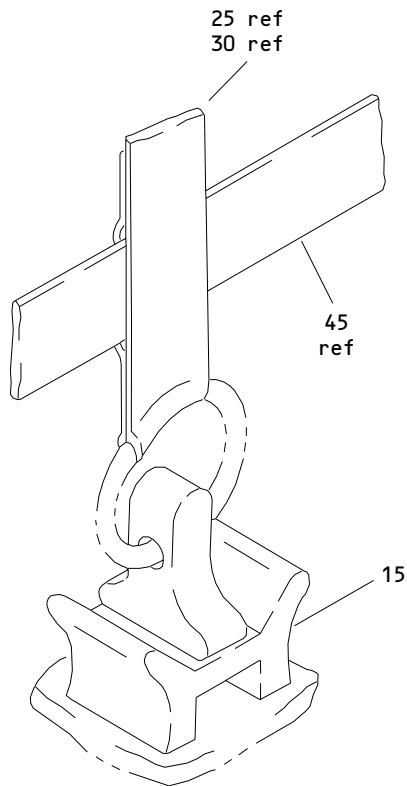
ILLUSTRATED PARTS LIST
 01.1 Page 1082F
 Mar 01/04



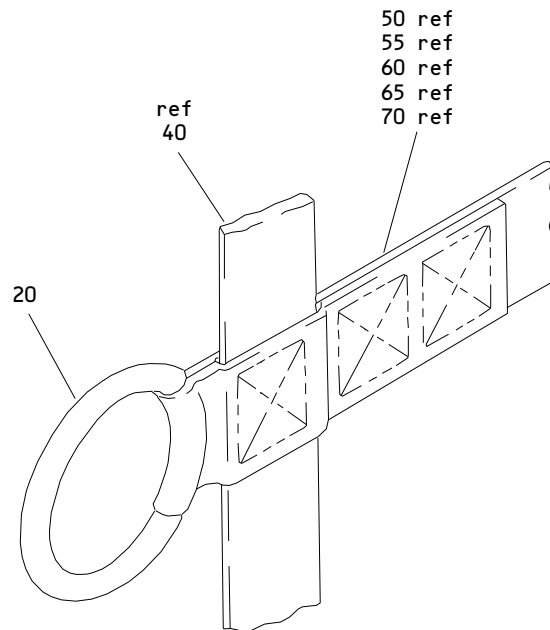
Longitudinal and Transverse Barrier Net Assembly for Aft Compartment Bulk Cargo
Figure 22 (Sheet 2)

25-50-11

ILLUSTRATED PARTS LIST
01.1 Page 1082G
Mar 01/04



(D)



(E)

Longitudinal and Transverse Barrier Net Assembly for Aft Compartment Bulk Cargo
 Figure 22 (Sheet 3)

25-50-11

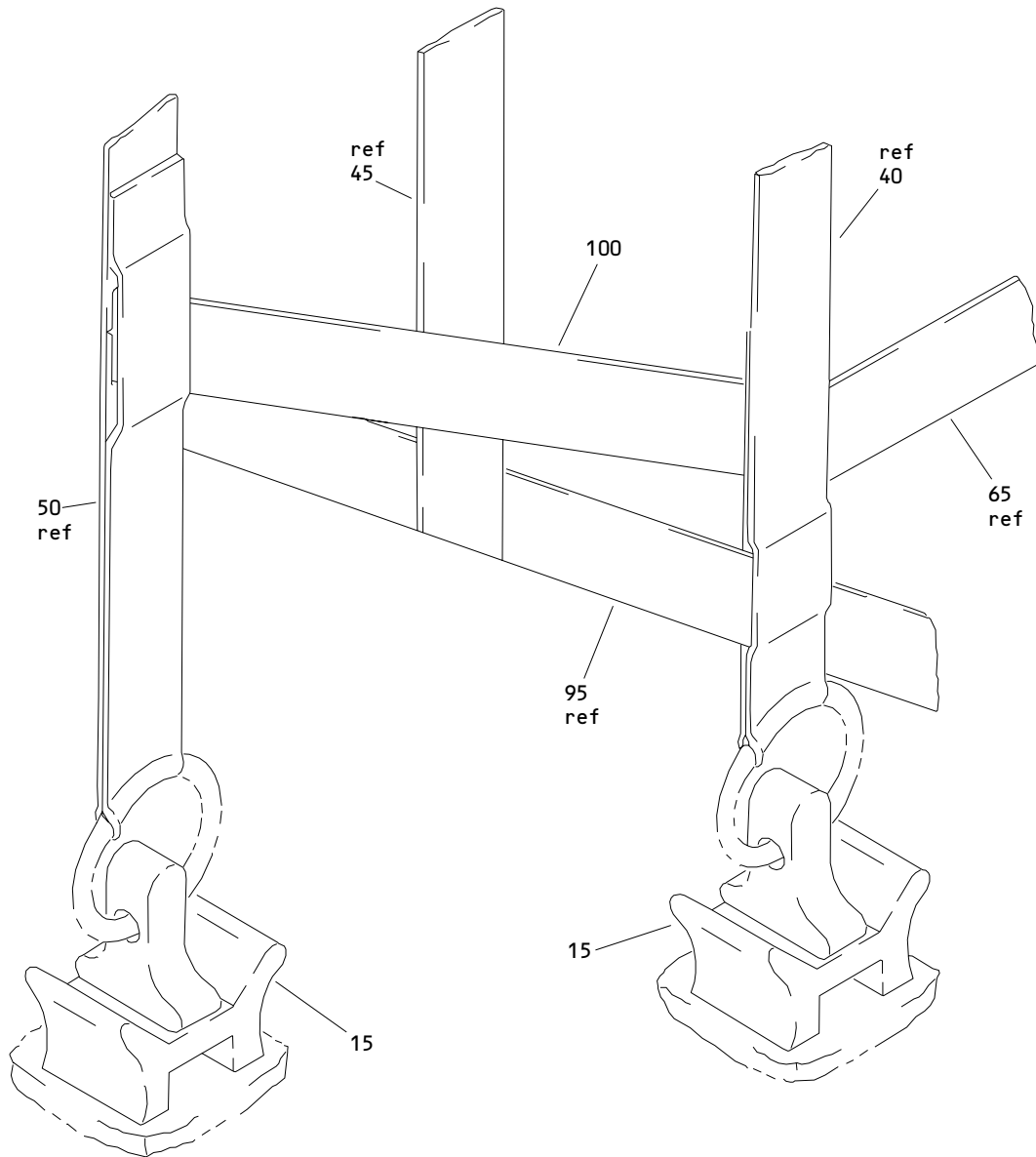
ILLUSTRATED PARTS LIST
 01.1 Page 1082H
 Mar 01/04

FIG. & ITEM	PART NO.	AIRLINE PART NUMBER	NOMENCLATURE 1234567	EFF CODE	QTY PER ASSY
22- -1A	452T3505-2		NET ASSY-BARRIER BULK CARGO LONGITUDINAL	AJ	RF
5	40041-14		.TIEDOWN-TRACK (V31272) (OPT ITEM 5A)	AJ	3
-5A	42302-101		.TIEDOWN-TRACK (V32707) (OPT ITEM 5)	AJ	3
10	40041-16		.FITTING-TRACK (V31272) (OPT ITEM 10A)	AJ	1
-10A	42302-103		.FITTING-TRACK (V32707) (OPT ITEM 10)	AJ	1
15	40340-10		.FITTING-TIEDOWN (V31272) (OPT ITEM 15A)	AJ	4
-15A	10730		.FITTING-TIEDOWN (V32707) (OPT ITEM 15)	AJ	4
20	40172W22-6		.RING- (V31272) (OPT ITEM 20A)	AJ	7
-20A	22142W22-6		.RING- (V95957) (OPT ITEM 20)	AJ	7
25	452T3505-20		.WEBBING	AJ	1
30	452T3505-47		.WEBBING	AJ	2
35	452T3505-6		.WEBBING	AJ	2
40	452T3505-46		.WEBBING	AJ	1
45	452T3505-21		.WEBBING	AJ	1
50	452T3505-22		.WEBBING	AJ	1
55	452T3505-23		.WEBBING	AJ	1
60	452T3505-24		.WEBBING	AJ	1
65	452T3505-25		.WEBBING	AJ	1
70	452T3505-26		.WEBBING	AJ	1
75	452T3505-27		.WEBBING	AJ	1
80	452T3505-28		.FABRIC	AJ	1
85	452T3505-29		.FABRIC	AJ	1

- Item Not Illustrated

25-50-11

ILLUSTRATED PARTS LIST
01.1 Page 1082I
Mar 01/04



(D)

Aft Bulk Cargo Compartment Longitudinal and Transverse Bulk Cargo Barrier Net
Figure 23 (Sheet 2)

25-50-11

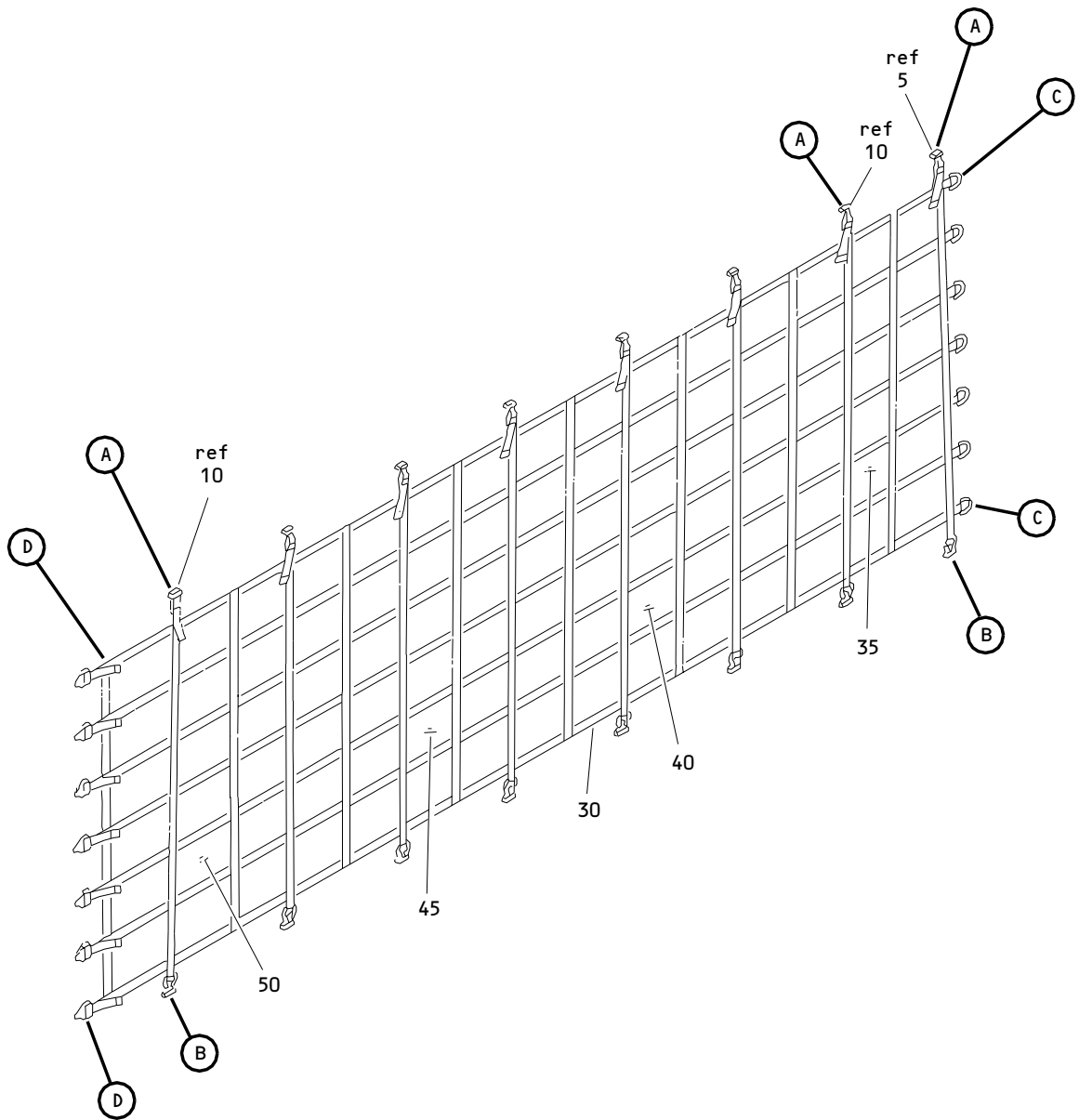
ILLUSTRATED PARTS LIST
01.1 Page 1082L
Mar 01/04

FIG. & ITEM	PART NO.	AIRLINE PART NUMBER	NOMENCLATURE 1234567	EFF CODE	QTY PER ASSY
23- -1A	452T3505-3		NET ASSY-BARRIER BULK CARGO TRANSVERSE	AK	RF
-5	452T3505-4		NET ASSY-BARRIER BULK CARGO TRANSVERSE	AL	RF
10 10A	40014-16 42302-103		DELETED .FITTING-TRACK (V32707) (OPT ITEM 10B)	AK,AL	3
-10B	40041-16		.FITTING-TRACK (V31272) (OPT ITEM 10A)	AK,AL	3
15	40340-10		.FITTING-TIEDOWN (V31272) (OPT ITEM 15A)	AK,AL	4
-15A	10730		.FITTING-TIEDOWN (V32707) (OPT ITEM 15)	AK,AL	4
20	40045-10		.LATCH- (V31272) (OPT ITEM 20A)	AK,AL	7
-20A	21510-52		.LATCH- (V32707) (OPT ITEM 20)	AK,AL	7
25	452T3505-6		.WEBBING	AK,AL	1
30	452T3505-30		.WEBBING	AK,AL	1
35	452T3505-31		.WEBBING	AK,AL	1
40	452T3505-32		.WEBBING	AK,AL	1
45	452T3505-33		.WEBBING	AK,AL	1
50	452T3505-34		.WEBBING	AK,AL	1
55	452T3505-34		DELETED		
60	452T3505-35		.WEBBING	AK,AL	1
65	452T3505-36		.WEBBING	AK,AL	1
70	452T3505-37		.WEBBING	AK,AL	1
75	452T3505-38		.WEBBING	AK,AL	1
80	452T3505-39		.WEBBING	AK,AL	1
85	452T3505-40		.WEBBING	AK,AL	1
90	452T3505-41		.WEBBING	AK,AL	1
95	452T3505-42		.WEBBING	AK,AL	1
100	452T3505-43		.WEBBING	AK,AL	1
105	452T3505-44		.FABRIC	AK,AL	1

- Item Not Illustrated

25-50-11

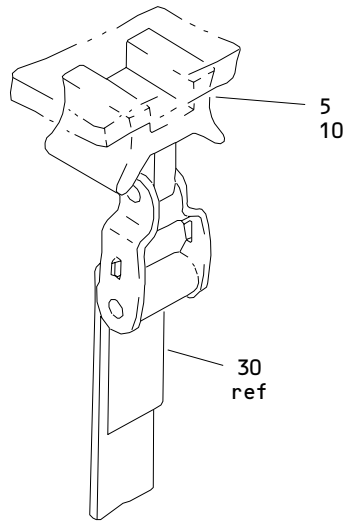
ILLUSTRATED PARTS LIST
01.1 Page 1082M
Mar 01/04



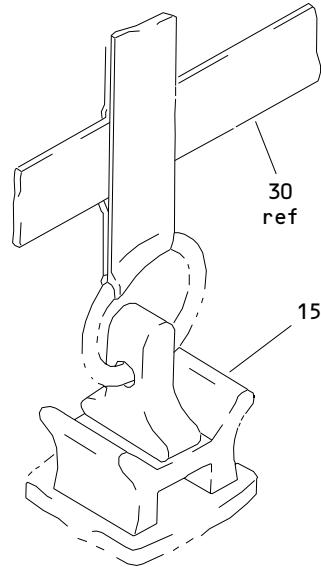
Longitudinal and Transverse Barrier Net Assembly for Aft Compartment Bulk Cargo
Figure 24 (Sheet 1)

25-50-11

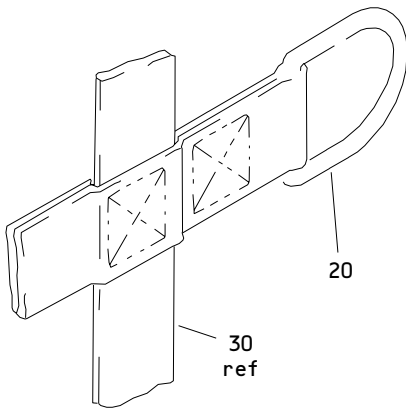
ILLUSTRATED PARTS LIST
01.1 Page 10820
Mar 01/04



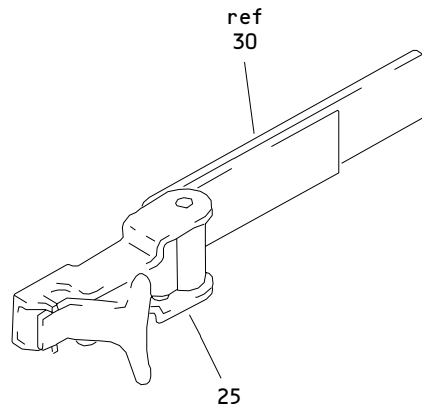
(A)



(B)



(C)



(D)

Longitudinal and Transverse Barrier Net Assembly for Aft Compartment Bulk Cargo
Figure 24 (Sheet 2)

25-50-11

ILLUSTRATED PARTS LIST
01.1 Page 1082P
Mar 01/04

FIG. & ITEM	PART NO.	AIRLINE PART NUMBER	NOMENCLATURE 1234567	EFF CODE	QTY PER ASSY
24- -1A	452T3505-48		NET ASSY-BARRIER BULK CARGO LONGITUDINAL	AM	RF
5	40041-16		.FITTING-TRACK (V31272) (OPT ITEM 5A)	AM	1
-5A	42302-103		.FITTING-TRACK (V32707) (OPT ITEM 5)	AM	1
10	40041-14		.TIEDOWN-TRACK (V31272) (OPT ITEM 10A)	AM	7
-10A	42302-101		.TIEDOWN-TRACK (V32707) (OPT ITEM 10)	AM	7
15	10730		.FITTING-TIEDOWN (V32707) (OPT ITEMS 15A, 15B)	AM	8
-15A	40340-10		.FITTING-TIEDOWN (V31272) (OPT ITEMS 15, 15B)	AM	8
-15B	A6908		.RING ASSY-TIEDOWN (V15814) (OPT ITEMS 15, 15A)	AM	8
R 20	22340-51W6TC2		.RING- (V32707) (OPT ITEMS 20A, 20B)	AM	7
-20A	40053-10		.RING- (V31272) (OPT ITEMS 20, 20B)	AM	7
-20B	A8513-10		.RING- (V15814) (OPT ITEMS 20, 20A)	AM	7

25-50-11

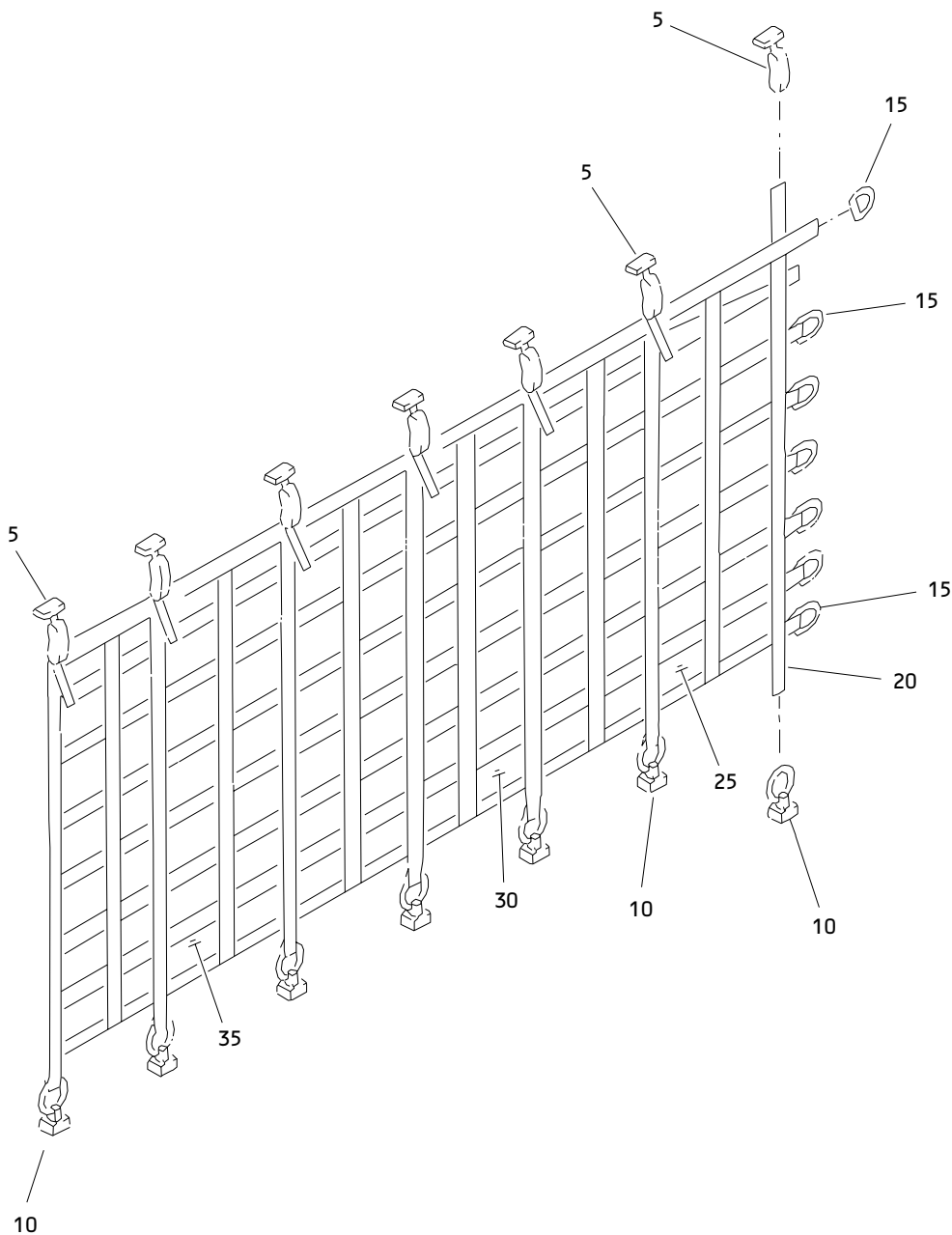
ILLUSTRATED PARTS LIST
01.1 Page 1082Q
Mar 01/04

FIG. & ITEM	PART NO.	AIRLINE PART NUMBER	NOMENCLATURE 1234567	EFF CODE	QTY PER ASSY
24-25	21510-51		.LATCH-SNAP (V32707) (OPT ITEM 25A)	AM	7
-25A	43655-10		.LATCH-SNAP (V31272) (OPT ITEM 25)	AM	7
30	452T3505-50		.WEBBING	AM	AR
35	452T3505-51		.FABRIC-NYLON	AM	1
40	452T3505-52		.FABRIC-NYLON	AM	1
45	452T3505-53		.FABRIC-NYLON	AM	1
50	452T3505-54		.FABRIC-NYLON	AM	1

- Item Not Illustrated

25-50-11

ILLUSTRATED PARTS LIST
 01.1 Page 1082R
 Mar 01/04



Longitudinal and Transverse Barrier Net Assembly for Aft Compartment Bulk Cargo
Figure 25

25-50-11

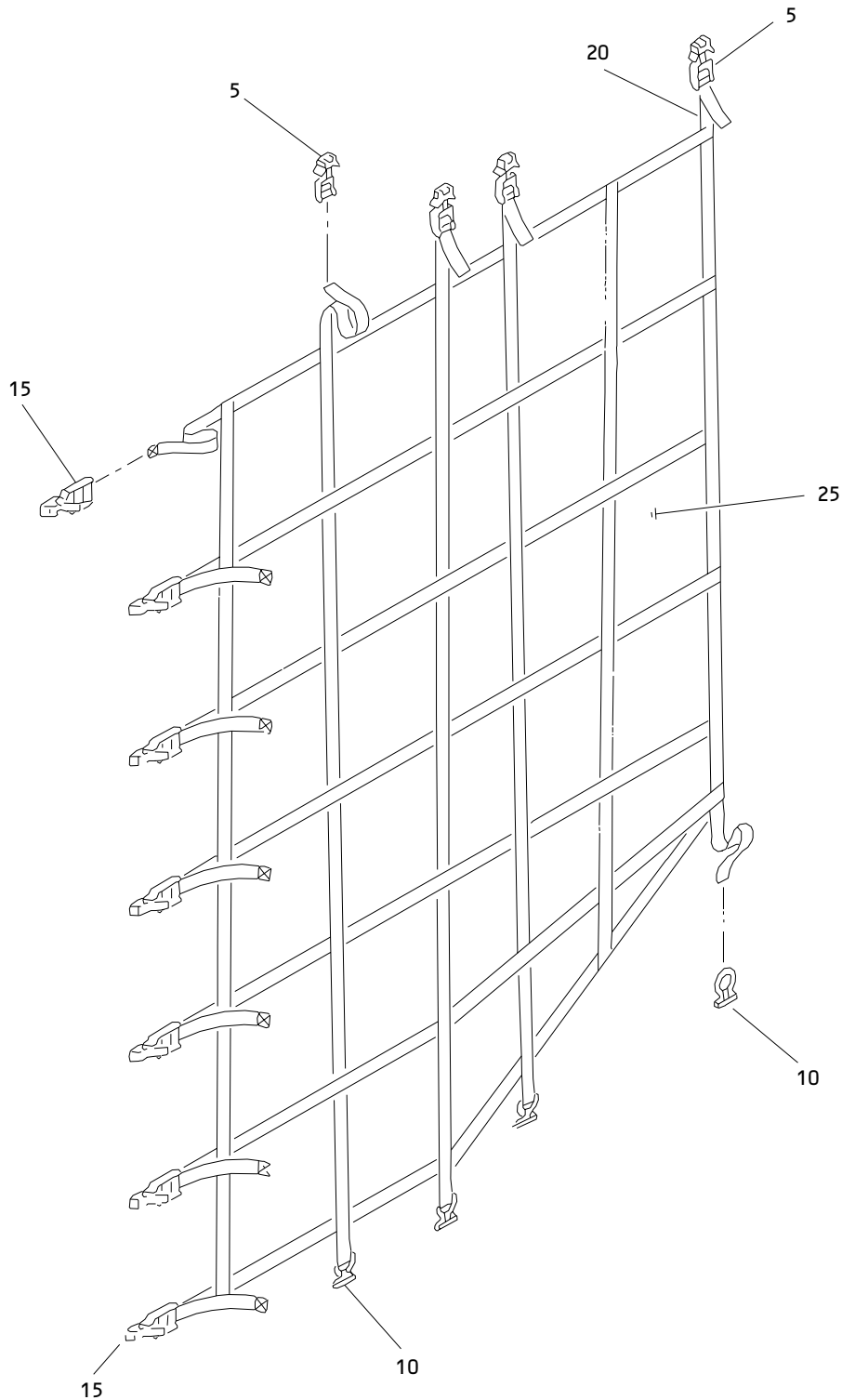
ILLUSTRATED PARTS LIST
01.1 Page 1082T
Mar 01/04

FIG. & ITEM	PART NO.	AIRLINE PART NUMBER	NOMENCLATURE 1234567	EFF CODE	QTY PER ASSY
25- -1A	452T3505-49		NET ASSY-BARRIER BULK CARGO LONGITUDINAL	AN	RF
5	40041-14		.TIEDOWN-TRACK (V31272) (OPT ITEM 5A)	AN	7
-5A	42302-101		.TIEDOWN-TRACK (V32707) (OPT ITEM 5)	AN	7
10	10730		.FITTING-TIEDOWN (V32707) (OPT ITEMS 10A, 10B)	AN	7
-10A	40340-10		.FITTING-TIEDOWN (V31272) (OPT ITEMS 10, 10B)	AN	7
-10B	A6908		.RING ASSY-TIEDOWN (V15814) (OPT ITEMS 10, 10A)	AN	7
R 15	22340-51W6TC2		.RING- (V32707) (OPT ITEMS 15A, 15B)	AN	7
-15A	40053-10		.RING- (V31272) (OPT ITEMS 15, 15B)	AN	7
-15B	A8513-10		.RING- (V15814) (OPT ITEMS 15, 15A)	AN	7
20	452T3505-50		.WEBBING	AN	AR
25	452T3505-55		.FABRIC-NYLON	AN	1
30	452T3505-56		.FABRIC-NYLON	AN	1
35	452T3505-57		.FABRIC-NYLON	AN	1

- Item Not Illustrated

25-50-11

ILLUSTRATED PARTS LIST
01.1 Page 1082U
Mar 01/04



Longitudinal and Transverse Barrier Net Assembly for Aft Compartment Bulk Cargo
Figure 26

25-50-11

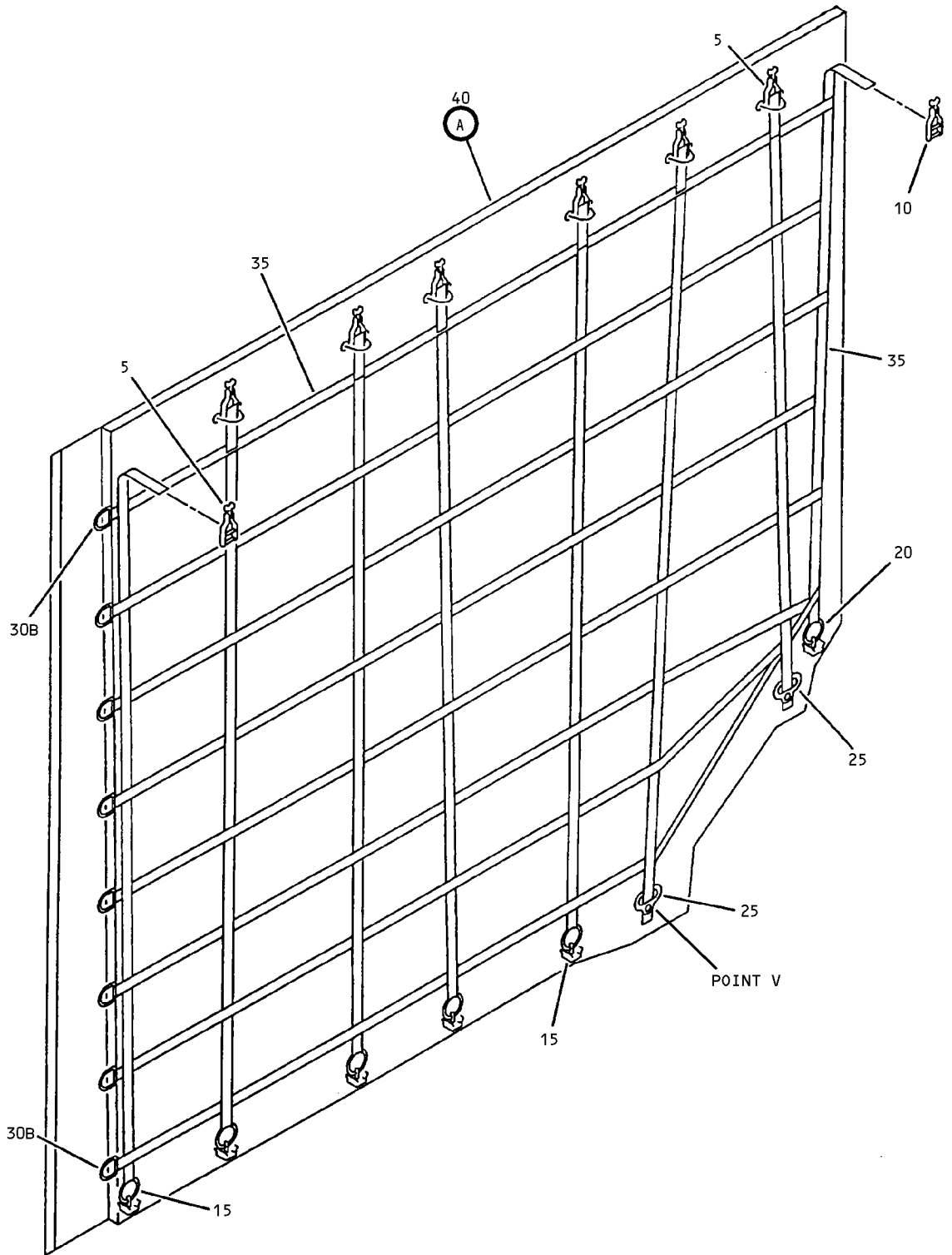
ILLUSTRATED PARTS LIST
01.1 Page 1082V
Mar 01/04

FIG. & ITEM	PART NO.	AIRLINE PART NUMBER	NOMENCLATURE 1234567	EFF CODE	QTY PER ASSY
26- -1A	452T3505-58		NET ASSY-BARRIER BULK CARGO LONGITUDINAL	AP	RF
5	40041-16		.FITTING-TRACK (V31272) (OPT ITEM 5A)	AP	4
-5A	42302-103		.FITTING-TRACK (V32707) (OPT ITEM 5)	AP	4
10	10730		.FITTING-TIEDOWN (V32707) (OPT ITEMS 10A, 10B)	AP	4
-10A	40340-10		.FITTING-TIEDOWN (V31272) (OPT ITEMS 10, 10B)	AP	4
-10B	A6908		.RING ASSY-TIEDOWN (V15814) (OPT ITEMS 10, 10A)	AP	4
15	21510-51		.LATCH-SNAP (V32707) (OPT ITEM 15A)	AP	7
-15A	43655-10		.LATCH-SNAP (V31272) (OPT ITEM 15)	AP	7
20	452T3505-50		.WEBBING	AP	AR
25	452T3505-59		.FRABIC-NYLON	AP	1

- Item Not Illustrated

25-50-11

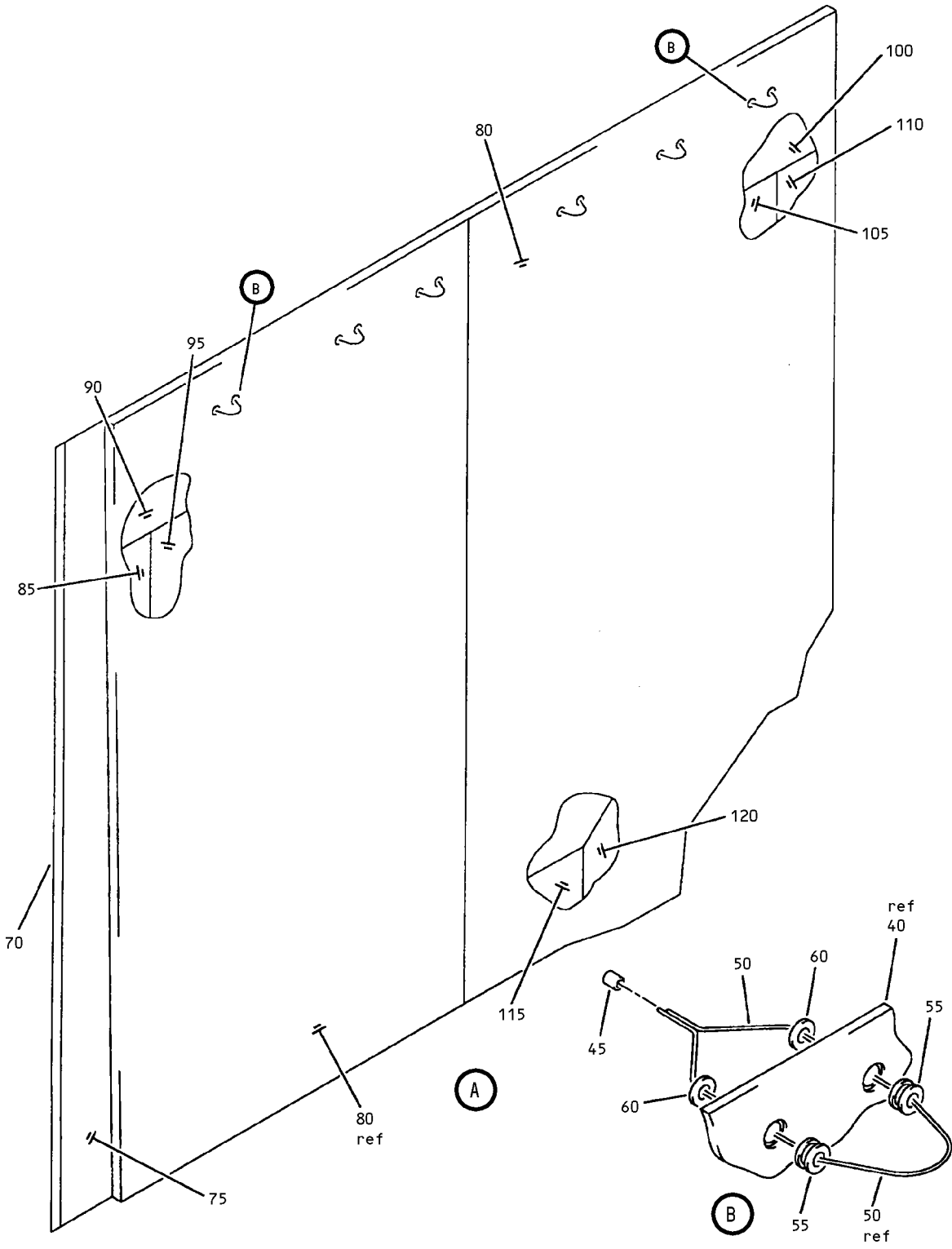
ILLUSTRATED PARTS LIST
01.1 Page 1082W
Mar 01/04



Left Side Divider Net Assembly
Figure 27 (Sheet 1)

25-50-11

ILLUSTRATED PARTS LIST
01.1 Page 1082Y
Mar 01/04



Left Side Divider Net Assembly
 Figure 27 (Sheet 2)

25-50-11

ILLUSTRATED PARTS LIST
 01.1 Page 1082Z
 Mar 01/04

FIG. & ITEM	PART NO.	AIRLINE PART NUMBER	NOMENCLATURE 1234567	EFF CODE	QTY PER ASSY
27- -1	452T3211-150		NET ASSY-DIVIDER INSULATED, R SIDE, 400ER	AS	RF
5	40041-15		.FITTING-TRACK (V31272) (OPT ITEM 5A)	AS	7
-5A	42302-102		.FITTING-TRACK (V32707) (OPT ITEM 5)	AS	7
10	40041-12		.FITTING-TRACK (V31272) (OPT ITEM 10A)	AS	1
-10A	40041-11		.TIEDOWN-TRACK (V31272) (OPT ITEM 10)	AS	1
R 15	40340-20		.FITTING-TIEDOWN (V31272) (OPT ITEM 15A)	AS	5
-15A	10730		.FITTING-RING (V32707) (OPT ITEM 15)	AS	5
20	42546-10		.FITTING-RING (V31272)	AS	1
25	44192-10		.HOOK ASSY- (V31272)	AS	2
30	22141W22-19TC2		DELETED		
-30A	40171W22-6		DELETED		
30B	DBS1011W06ST		.RING-D (V16880) (OPT ITEMS 30C, 30D, 30E)	AS	8

25-50-11

ILLUSTRATED PARTS LIST
01.1 Page 1083
Mar 01/04

FIG. & ITEM	PART NO.	AIRLINE PART NUMBER	NOMENCLATURE 1234567	EFF CODE	QTY PER ASSY
27- -30C	A8513-10		.RING-D (V15814) (OPT ITEMS 30B, 30D, 30E)	AS	8
-30D	22340-51W6		.RING-D (V32707) (OPT ITEMS 30B, 30C, 30E)	AS	8
-30E	40053-11		.RING-D (V31272) (OPT ITEMS 30B, 30C, 30D)	AS	8
R 35	452T2211-75		DELETED		
35A	452T3211-75		.WEBBING	AS	AR
40	452T3211-74		.INSULATION ASSY	AS	1
45	1700M		..SLEEVE- (V76691) (OPT ITEM 45A)	AS	6
-45A	34321		..FERRULE- (V00779) (SPEC BACF22U3) (OPT 323681 (V00779)) (OPT CL5F (V99862)) (OPT ITEM 45)	AS	6
50	452T3211-111		..CORD-NYLON	AS	AR
55	MS20230GBP10		..GROMMET	AS	12
60	MS20230WBP10		..WASHER	AS	12
-65	452T3211-73		..TAPE-LOOP FASTENER	AS	AR
70	452T3211-77		..TAPE-HOOK FASTENER	AS	AR

25-50-11

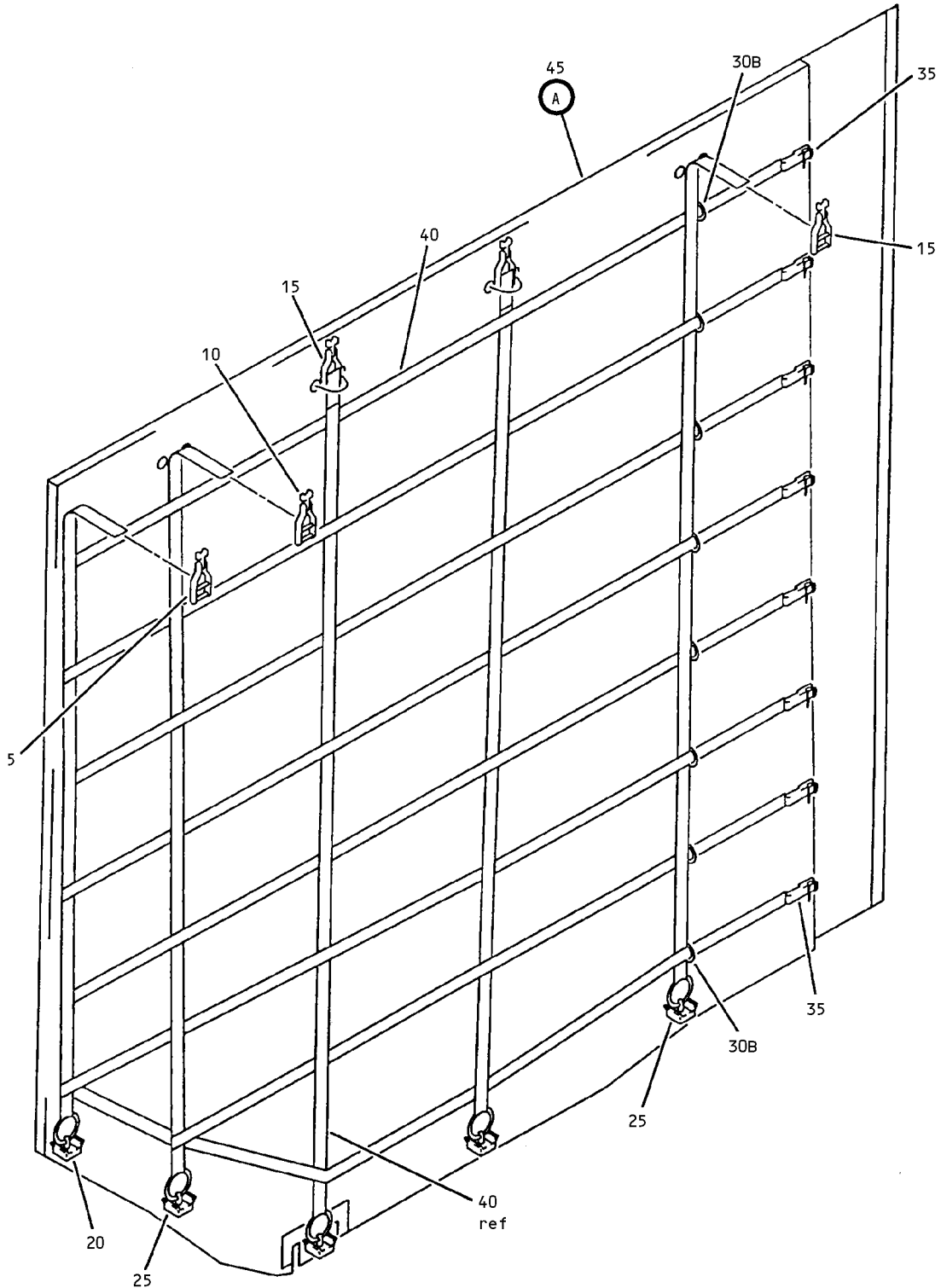
 ILLUSTRATED PARTS LIST
 01.1 Page 1084
 Mar 01/04

FIG. & ITEM	PART NO.	AIRLINE PART NUMBER	NOMENCLATURE	EFF CODE	QTY PER ASSY
			1234567		
27-					
75	452T3211-76		.. FABRIC-NYLON	AS	AR
80	452T3211-78		.. FABRIC-NYLON	AS	AR
85	452T3211-80		.. INSULATION-FOAM	AS	1
90	452T3211-81		.. INSULATION-FOAM	AS	1
95	452T3211-83		.. INSULATION-FOAM	AS	1
100	452T3211-79		.. INSULATION-FOAM	AS	1
105	452T3211-18		.. INSULATION	AS	1
110	452T3211-24		.. INSULATION-FOAM	AS	1
115	452T3211-82		.. INSULATION-FOAM	AS	1
120	452T3211-104		.. INSULATION-FOAM	AS	1

- Item Not Illustrated

25-50-11

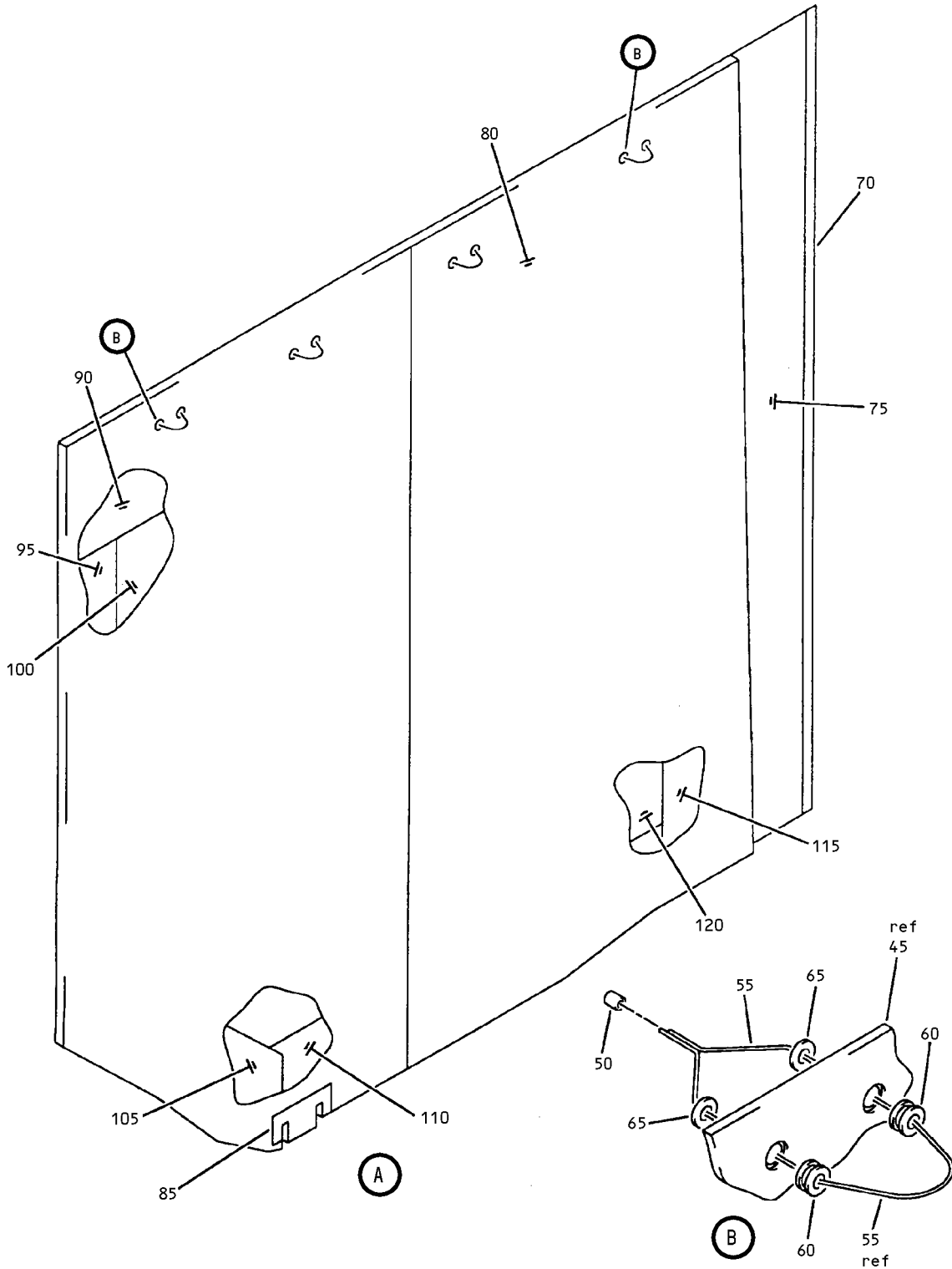
ILLUSTRATED PARTS LIST
 01.1 Page 1084A
 Mar 01/04



Right Side Divider Net Assembly
Figure 28 (Sheet 1)

25-50-11

ILLUSTRATED PARTS LIST
01.1 Page 1084C
Mar 01/04



Right Side Divider Net Assembly
 Figure 28 (Sheet 2)

25-50-11

ILLUSTRATED PARTS LIST
 01.1 Page 1084D
 Mar 01/04

FIG. & ITEM	PART NO.	AIRLINE PART NUMBER	NOMENCLATURE 1234567	EFF CODE	QTY PER ASSY
28- -1	452T3214-150		NET ASSY-DIVIDER INSULATED, L SIDE, 400ER	AD	RF
5	40041-12		.FITTING-TRACK (V31272) (OPT ITEM 5A)	AD	1
-5A	40041-11		.TIEDOWN-TRACK (V31272) (OPT ITEM 5)	AD	1
10	40041-14		.TIEDOWN-TRACK (V31272)	AD	1
15	40041-15		.FITTING-TRACK (V31272) (OPT ITEM 15A)	AD	3
-15A	42302-102		.FITTING-TRACK (V32707) (OPT ITEM 15)	AD	3
20	42546-10		.FITTING-RING (V31272)	AD	1
R 25	40340-20		.FITTING-TIEDOWN (V31272) (OPT ITEM 25A)	AD	4
-25A	10730		.FITTING-RING (V32707) (OPT ITEM 25)	AD	4
30	22141W22-19TC2		DELETED		
-30A	DBS1011W06ST		DELETED		
30B	40171W22-6		.RING- (V31272) (OPT ITEM 30C)	AD	8
-30C	22141W22-6TC2		.RING- (V95957) (OPT ITEM 30B)	AD	8
35	CC1500-1		.LATCH-SNAP (OPT ITEM 35A)	AD	8
-35A	21510-51		.LATCH-SNAP (V32707) (OPT ITEM 35)	AD	8

25-50-11

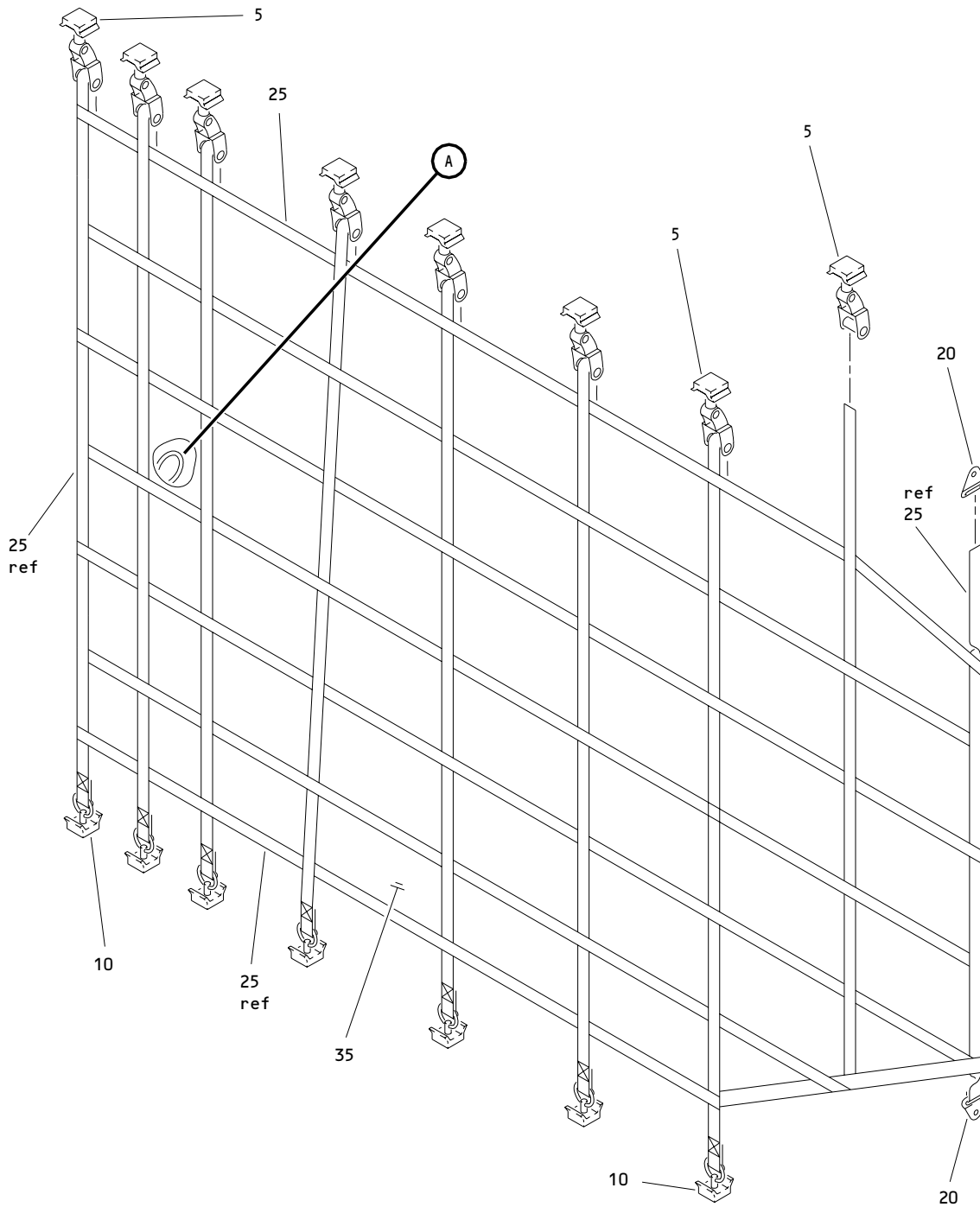
ILLUSTRATED PARTS LIST
01.1 Page 1084E
Mar 01/04

FIG. & ITEM	PART NO.	AIRLINE PART NUMBER	NOMENCLATURE 1234567	EFF CODE	QTY PER ASSY
28-					
40	452T3214-83		.WEBBING	AD	AR
45	452T3214-82		.INSULATION ASSY	AD	1
50	1700M		..SLEEVE- (V76691) (OPT ITEM 50A)	AD	4
-50A	BACF222U3		..FERRULE- (OPT ITEM 50)	AD	4
55	452T3214-53		..CORD-NYLON	AD	AR
60	MS20230GBP10		..GROMMET	AD	8
65	MS20230WBP10		..WASHER	AD	8
70	452T3214-85		..TAPE-LOOP FASTENER	AD	AR
75	452T3214-84		..FABRIC-NYLON	AD	AR
80	452T3214-86		..FABRIC-NYLON	AD	AR
85	452T3214-38		..FABRIC-NYLON	AD	AR
90	452T3214-106		..INSULATION-FOAM	AD	1
95	452T3214-29		..INSULATION-FOAM	AD	1
100	452T3214-105		..INSULATION-FOAM	AD	1
105	452T3214-104		..INSULATION-FOAM	AD	1
110	452T3214-103		..INSULATION-FOAM	AD	1
115	452T3214-87		..INSULATION-FOAM	AD	1
120	452T3214-26		..INSULATION-FOAM	AD	1

- Item Not Illustrated

25-50-11

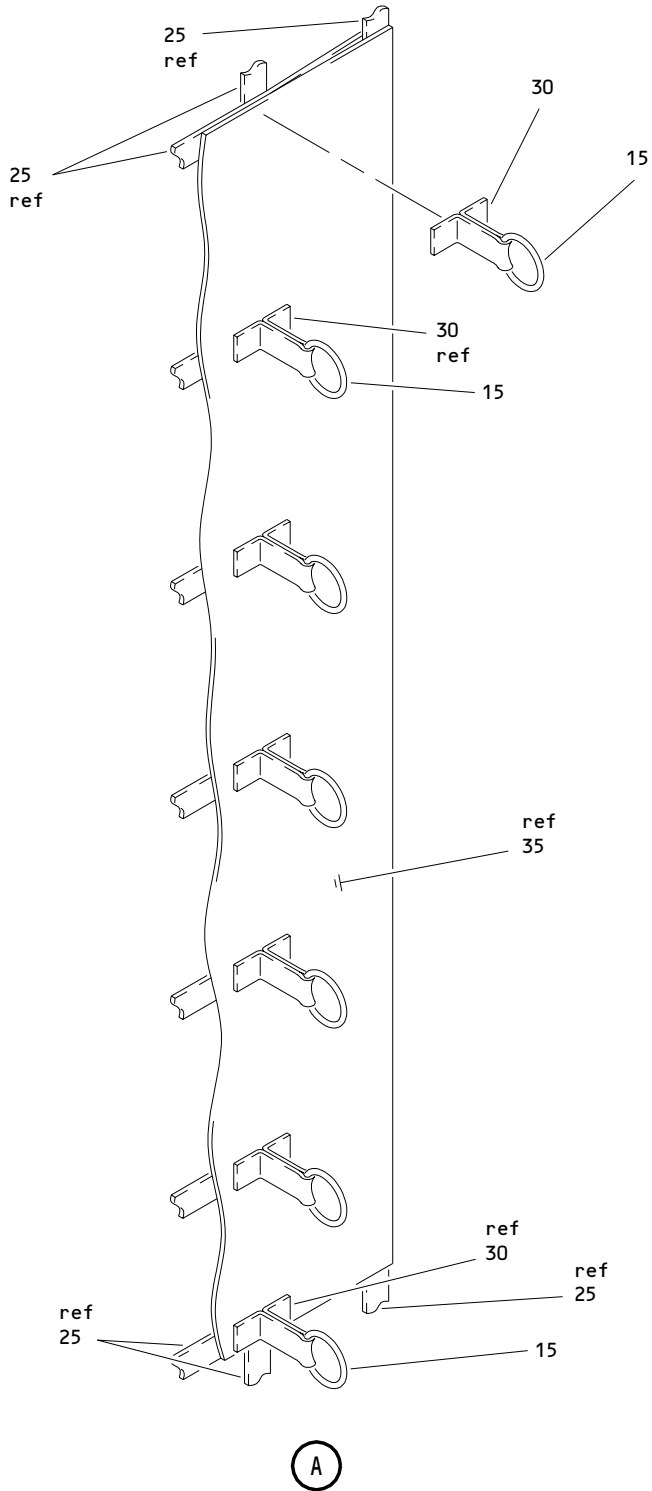
ILLUSTRATED PARTS LIST
01.1 Page 1084F
Mar 01/04



Bulk Cargo Compartment Divider Not Assembly
Figure 29 (Sheet 1)

25-50-11

ILLUSTRATED PARTS LIST
01.1 Page 1084G
Mar 01/04



Bulk Cargo Compartment Divider Net Assembly
Figure 29 (Sheet 2)

25-50-11

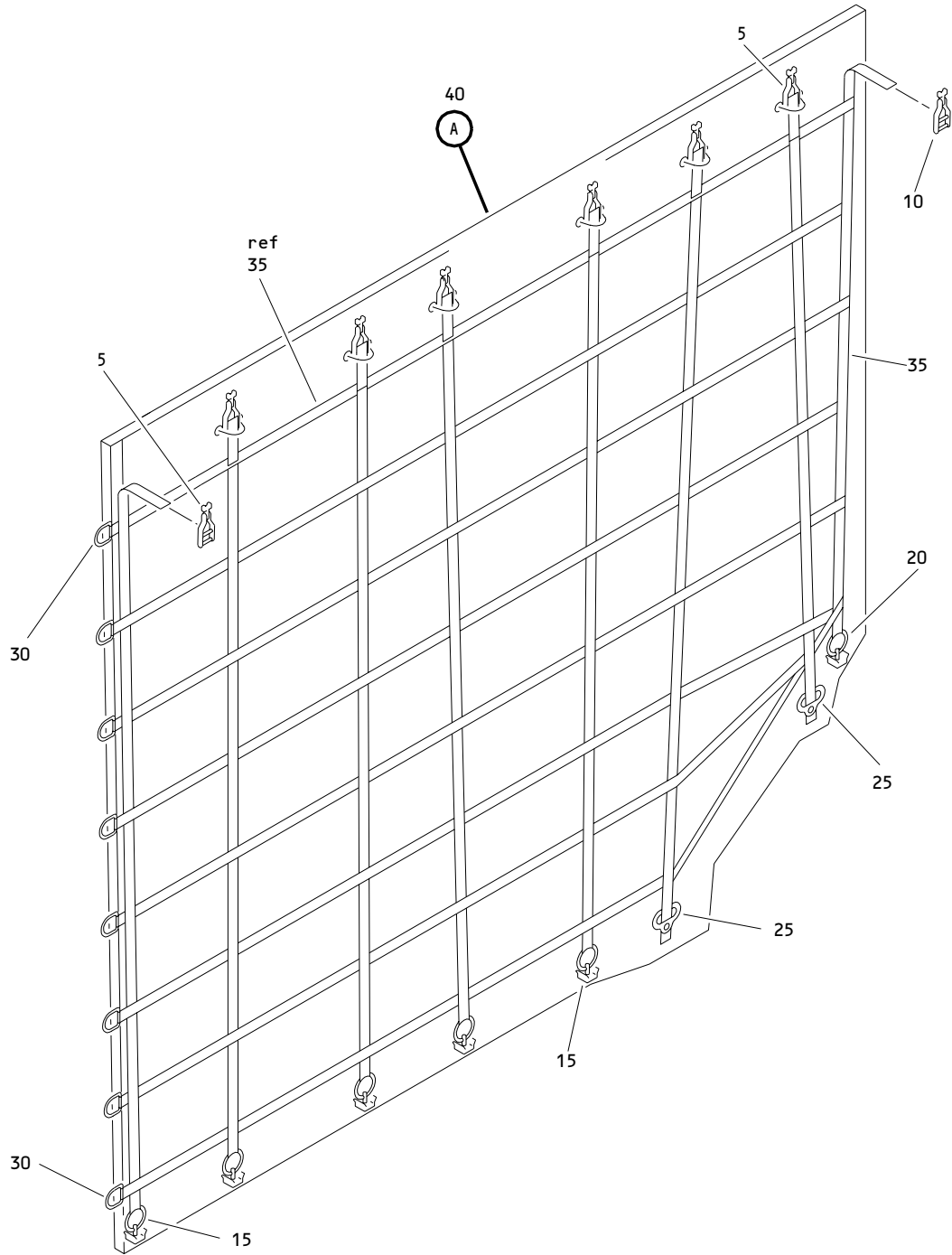
ILLUSTRATED PARTS LIST
01.1 Page 1084H
Mar 01/04

FIG. & ITEM	PART NO.	AIRLINE PART NUMBER	NOMENCLATURE 1234567	EFF CODE	QTY PER ASSY
29- -1A	452T3217-27		NET ASSY-BULK CARGO COMPT DIVIDER	AQ	RF
5	24089-51		.TIEDOWN-ADJUSTABLE (V32707) (OPT ITEM 5A)	AQ	8
-5A	40041-11		.TIEDOWN-ADJUSTABLE (V31272) (OPT ITEM 5)	AQ	8
R 10	10730		.FITTING-TIEDOWN (V32707) (OPT ITEM 15A)	AQ	7
-10A	40340-10		.FITTING-TIEDOWN (V31272) (OPT ITEM 15)	AQ	7
R 15	22141W28-8TC2		.RING- (V32707) (OPT ITEM 15A)	AQ	7
-15A	40171W28-8		.RING- (V31272) (OPT ITEM 15)	AQ	7
20	452T3271-1		.CLIP-ATTACH	AQ	2
25	452T3217-29		.WEBBING	AQ	AR
30	452T3217-31		.WEBBING	AQ	AR
35	452T3217-28		.FABRIC-NYLON	AQ	AR

- Item Not Illustrated

25-50-11

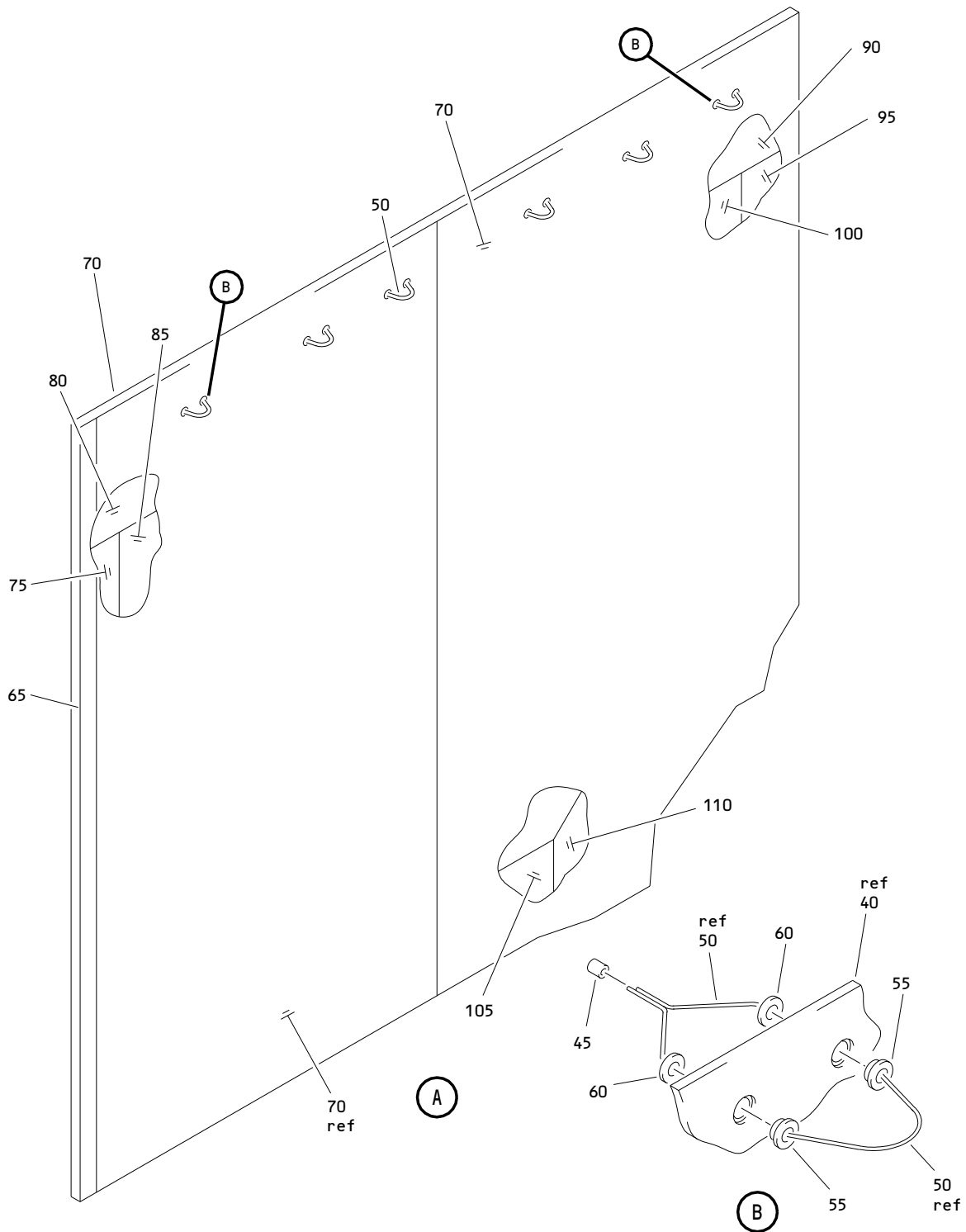
ILLUSTRATED PARTS LIST
01.1 Page 1084I
Mar 01/04



Bulk Cargo Compartment Divider Net Assembly
Figure 30 (Sheet 1)

25-50-11

ILLUSTRATED PARTS LIST
01.1 Page 1084K
Mar 01/04



Bulk Cargo Compartment Divider Net Assembly
 Figure 30 (Sheet 2)

25-50-11

ILLUSTRATED PARTS LIST
 01.1 Page 1084L
 Mar 01/04

FIG. & ITEM	PART NO.	AIRLINE PART NUMBER	NOMENCLATURE 1234567	EFF CODE	QTY PER ASSY
R 30-1A	452T3211-87		NET ASSY-BULK CARGO COMPT COMPT DIVIDER	AT	RF
R 5	40041-15		.FITTING-TRACK (V31272) (OPT ITEM 5A)	AT	7
R -5A	42302-102		.FITTING-TRACK (V32707) (OPT ITEM 5)	AT	7
R 10	40041-12		.FITTING-TRACK (V31272) (OPT ITEMS 10A, 10B)	AT	1
R -10A	40041-11		.TIEDOWN-TRACK (V31272) (OPT ITEMS 10, 10B)	AT	1
R -10B	24089-51		.TIEDOWN-TRACK (V32707) (OPT ITEMS 10, 10A)	AT	1
R 15	40340-20		.FITTING-TIEDOWN (V31272) (OPT ITEM 15A)	AT	5
R -15A	10730		.FITTING- (V32707) (OPT ITEM 15)	AT	5
R 20	42546-10		.FITTING-RING (V31272) (OPT ITEM 20A)	AT	1
R -20A	10730-513		.ANCHOR-TRACK (V32707) (OPT ITEM 20)	AT	1

25-50-11

ILLUSTRATED PARTS LIST
01.1 Page 1084M
Mar 01/04

FIG. & ITEM	PART NO.	AIRLINE PART NUMBER	NOMENCLATURE 1234567	EFF CODE	QTY PER ASSY
R 30-25	44192-10		.HOOK ASSY- (V31272)	AT	2
R 30	40172W18-6		.RING- (V16880) (OPT ITEM 30A)	AT	8
R -30A	22142W18-19TC2		.RING- (V32707) (OPT ITEM 30)	AT	8
R 35	452T3211-75		.WEBBING	AT	1
R 40	452T3211-84		.INSULATION ASSY	AT	1
R 45	34321		..FERRULE- (V00779) (SPEC BACF22U3) (OPT 323681 (V00779)) (OPT CL5F (V99862)) (OPT ITEM 45A)	AT	6
R -45A	1700M		..SLEEVE- (V76691) (OPT ITEM 45)	AT	6
R 50	452T3211-111		..CORD-NYLON	AT	AR
R 55	MS20230GBP10		..GROMMET	AT	12
R 60	MS20230WBP10		..WASHER	AT	12
R 65	452T3211-85		..TAPE-LOOP FASTENER	AT	1
R 70	452T3211-78		..FABRIC-NYLON	AT	AR
R 75	452T3211-80		..INSULATION-FOAM	AT	1
R 80	452T3211-81		..INSULATION-FOAM	AT	1
R 85	452T3211-86		..INSULATION	AT	1
R 90	452T3211-79		..INSULATION-FOAM	AT	1
R 95	452T3211-24		..INSULATION-FOAM	AT	1

25-50-11

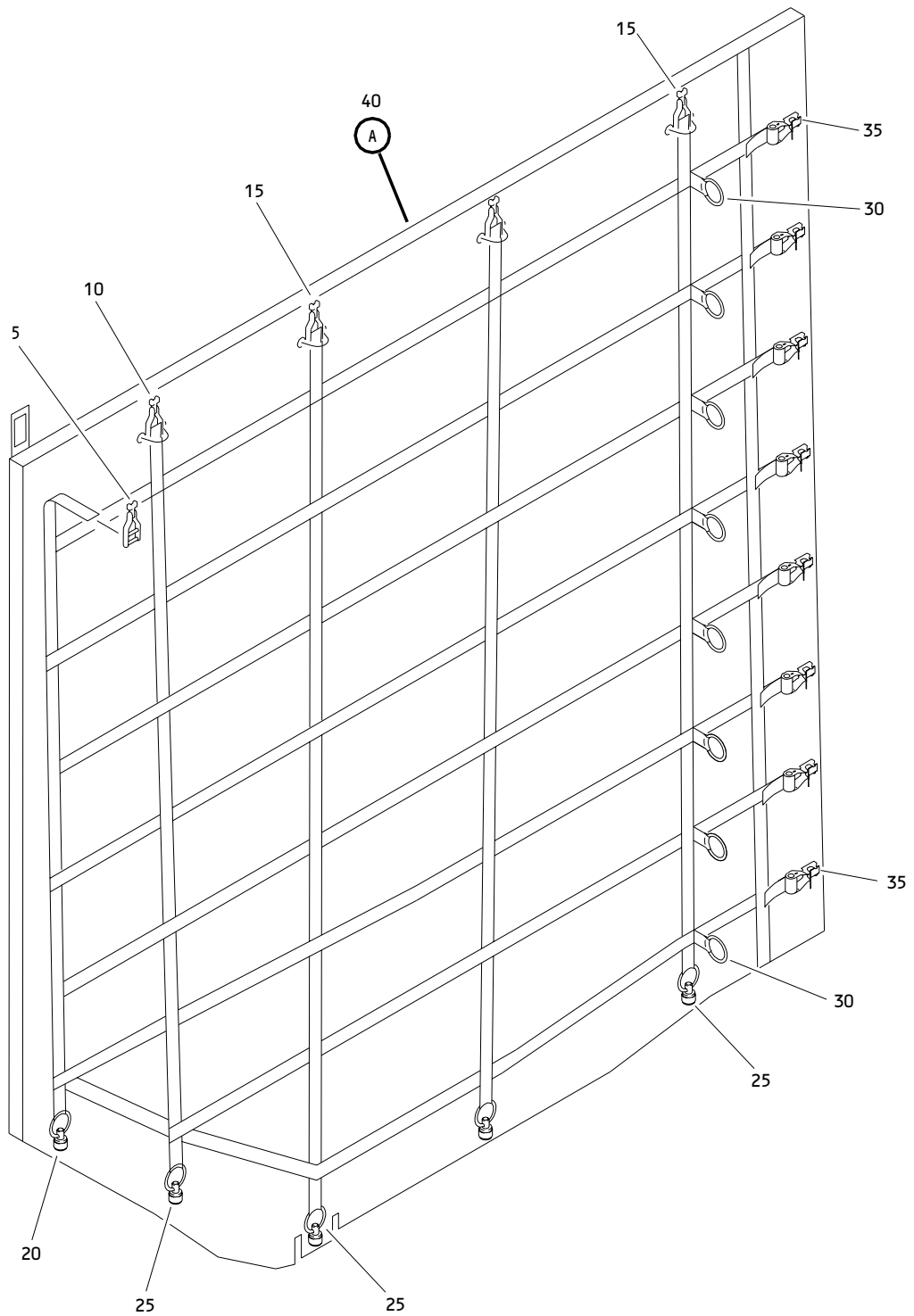
 ILLUSTRATED PARTS LIST
 01.1 Page 1084N
 Mar 01/04

FIG. & ITEM	PART NO.	AIRLINE PART NUMBER	NOMENCLATURE 1234567	EFF CODE	QTY PER ASSY
30-					
R 100	452T3211-18		..INSULATION	AT	1
R 105	452T3211-82		..INSULATION-FOAM	AT	1
R 110	452T3211-104		..INSULATION-FOAM	AT	1

- Item Not Illustrated

25-50-11

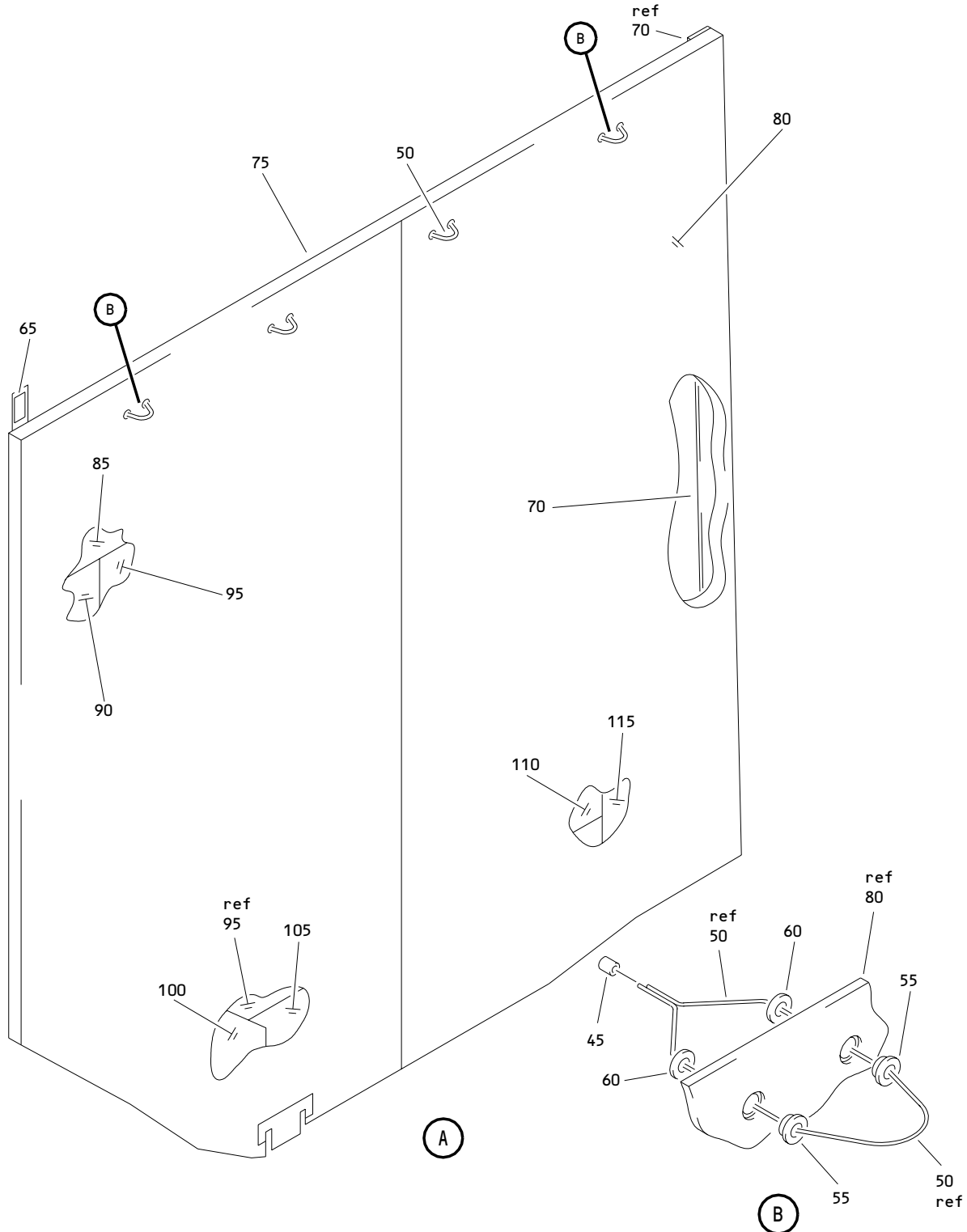
ILLUSTRATED PARTS LIST
 01.1 Page 10840
 Mar 01/04



Bulk Cargo Compartment Door Net Assembly
Figure 31 (Sheet 1)

25-50-11

ILLUSTRATED PARTS LIST
01.1 Page 1084Q
Mar 01/04



Bulk Cargo Compartment Door Net Assembly
 Figure 31 (Sheet 2)

25-50-11

ILLUSTRATED PARTS LIST
 01.1 Page 1084R
 Mar 01/04

FIG. & ITEM	PART NO.	AIRLINE PART NUMBER	NOMENCLATURE 1234567	EFF CODE	QTY PER ASSY
R 31-1A	452T3214-90		NET ASSY-BULK CARGO COMPT DOOR	AU	RF
R 5	40041-12		.FITTING-TRACK (V31272) (OPT ITEMS 5A, 5B)	AU	1
R -5A	40041-11		.TIEDOWN-ADJUSTABLE (V31272) (OPT ITEMS 5, 5B)	AU	1
R -5B	24089-51		.TIEDOWN-ADJUSTABLE (V32707) (OPT ITEMS 5, 5A)	AU	1
R 10	40041-14		.TIEDOWN-TRACK (V31272) (OPT ITEM 10A)	AU	1
R -10A	42302-101		.TIEDOWN-TRACK (V31272) (OPT ITEM 10)	AU	1
R 15	40041-15		.FITTING-ADJUSTABLE (V31272) (OPT ITEM 15A)	AU	3
R -15A	43202-102		.TIEDOWN-ADJUSTABLE (V32707) (OPT ITEM 15)	AU	3
R 20	42546-10		.FITTING-RING (V31272) (OPT ITEM 20A)	AU	1
R -20A	10730-513		.ANCHOR-TRACK (V32707) (OPT ITEM 20)	AU	1
R 25	40340-20		.FITTING-TIEDOWN (V31272) (OPT ITEM 25A)	AU	4
R -25A	10730		.FITTING- (V32707) (OPT ITEM 25)	AU	4
R 30	40172W18-6		.RING- (V16880) (OPT ITEM 30A)	AU	8
R -30A	22142W18-19TC2		.RING- (V32707) (OPT ITEM 30)	AU	8

25-50-11

ILLUSTRATED PARTS LIST
01.1 Page 1084S
Mar 01/04

FIG. & ITEM	PART NO.	AIRLINE PART NUMBER	NOMENCLATURE 1234567	EFF CODE	QTY PER ASSY
R 31-35	43655-10		.LATCH-SNAP (V31272) (OPT ITEM 35A)	AU	8
R -35A	21510-51		.LATCH-SNAP (V32707) (OPT ITEM 35)	AU	8
R 40	452T3214-89		.INSULATION ASSY	AU	1
R 45	34321		..FERRULE- (V00779) (SPEC BACF22U3) (OPT 323681 (V00779)) (OPT CL5F (V99862)) (OPT ITEM 45A)	AU	4
R -45A	1700M		..SLEEVE- (V76691) (OPT ITEM 45)	AU	4
R 50	452T3214-53		..CORD-NYLON	AU	AR
R 55	MS20230GBP10		..GROMMET	AU	8
R 60	MS20230WBP10		..WASHER	AU	8
R 65	452T3214-85		..TAPE-LOOP FASTENER	AU	1
R 70	452T3214-91		..TAPE-HOOK FASTENER	AU	1
R 75	452T3214-84		..FABRIC-NYLON	AU	AR
R 80	452T3214-86		..FABRIC-NYLON	AU	AR
R 85	452T3214-106		..INSULATION-FOAM	AU	1
R 90	452T3214-29		..INSULATION-FOAM	AU	1
R 95	452T3214-105		..INSULATION	AU	1
R 100	452T3214-104		..INSULATION-FOAM	AU	1
R 105	452T3214-103		..INSULATION-FOAM	AU	1
R 110	452T3214-88		..INSULATION-FOAM	AU	1
R 115	452T3214-87		..INSULATION-FOAM	AU	1

- Item Not Illustrated

25-50-11

ILLUSTRATED PARTS LIST
01.1 Page 1084T
Mar 01/04